

INVESTNOW FUND

PERFORMANCE REPORT

31 AUGUST 2020

Past performance is not a guarantee of future returns. InvestNow does not provide personalised investment advice. If you require investment advice please contact a financial advisor. Full and detailed performance data can be viewed on our website by InvestNow customers.

Website: investnow.co.nz | Phone: 0800 499 466 | Email: contact@investnow.co.nz



REPORT INFORMATION

Aim of report:

This report is aimed to provide an overview of recent short-term performance of the funds hosted on InvestNow. Please note, past performance is not a guarantee of future returns. Returns are after fees, before tax and denominated in NZD. Performance figures over 1 year are annualised.


Access to full historical fund performance data:

For full historical fund performance data, please visit our website, **log in to your investor profile** and select the 'Fund Selector' tab (pictured below). If you don't have an account with us yet, **create your free online account** by going to our website and selecting 'Join' in the top-right corner - it only takes a few minutes to set up.

Website: investnow.co.nz

Phone: 0800 499 466

Email: contact@investnow.co.nz



Grow and manage your investments online.

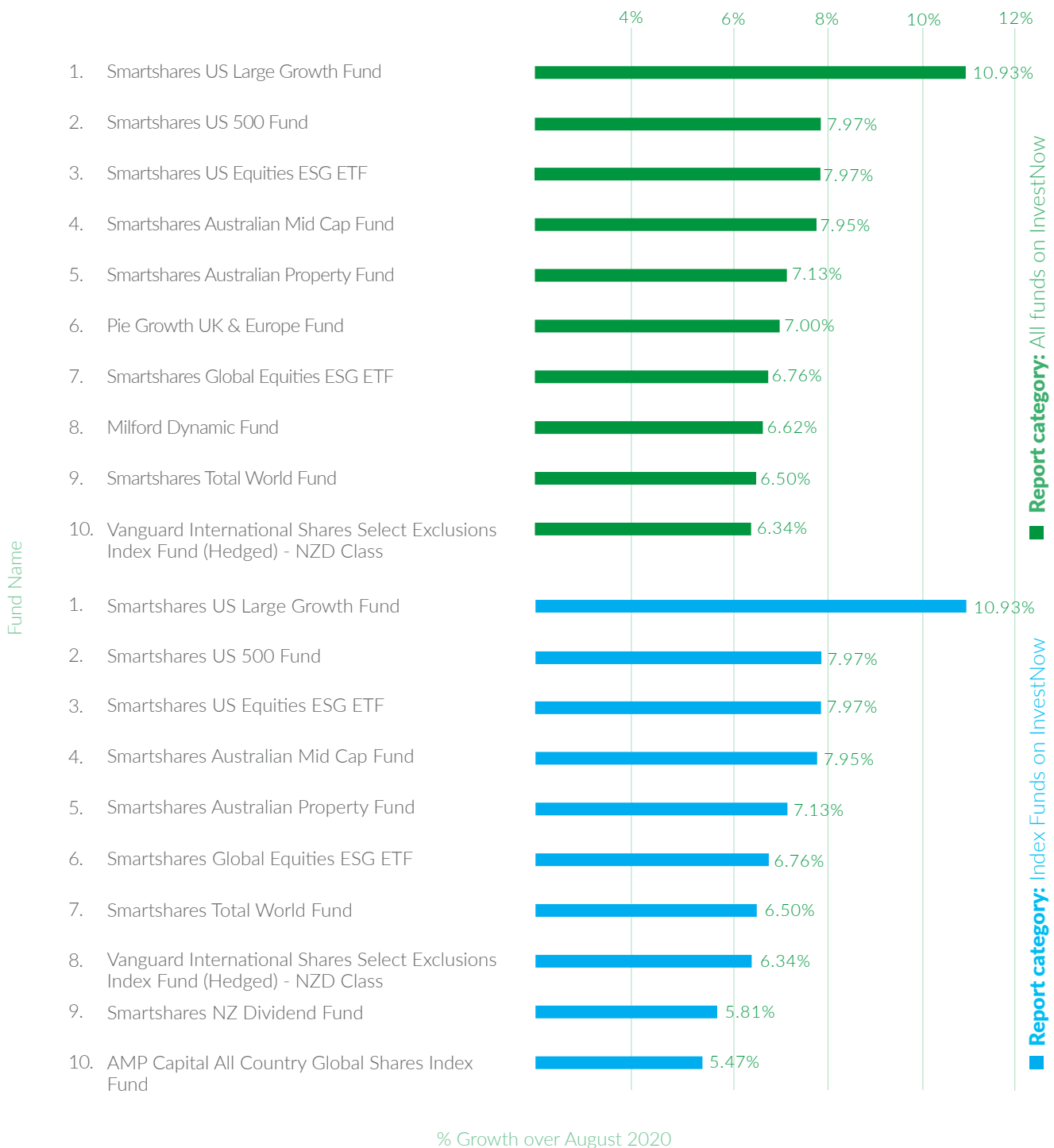
investnow.co.nz

TOP TEN PERFORMING FUNDS – AUGUST

Report type: 1 month performance

Report period: 1 month period ending 31/08/2020

The below graph represents the top ten performing funds of the previous month—All Funds & Index Funds.

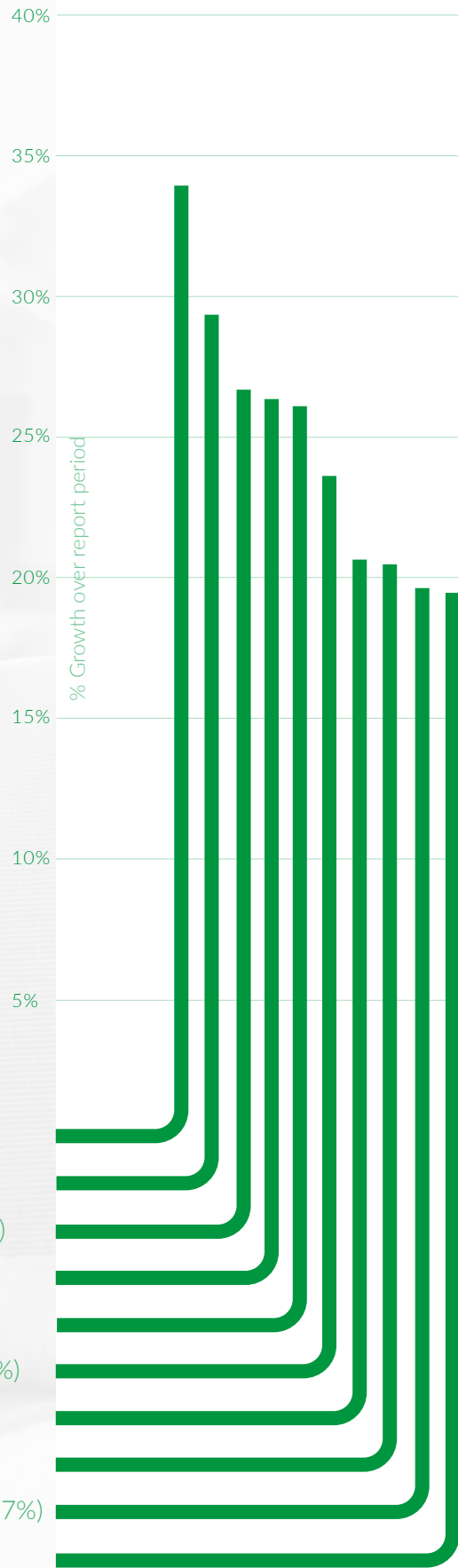


Fund Name

% Growth over August 2020

TOP TEN PERFORMING FUNDS

Report category: All funds on InvestNow
Report type: 12 month performance
Report period: 12m period ending 31/08/2020
 This graph represents the top ten performing funds of the previous 12 month period.



1. Smartshares US Large Growth Fund (34.05%)
2. Smartshares Healthcare Innovation ETF (29.49%)
3. T. Rowe Price Global Equity Growth Fund (26.93%)
4. AMP Capital Global Companies Fund (26.53%)
5. Fisher Funds New Zealand Growth Fund (26.22%)
6. Smartshares Automation and Robotics ETF (23.65%)
7. Smartshares NZ Top 10 Fund (20.64%)
8. Fisher Funds International Growth Fund (20.45%)
9. AMP Capital Ethical Leaders NZ Shares Fund (19.87%)
10. Milford Global Equity Fund (19.82%)

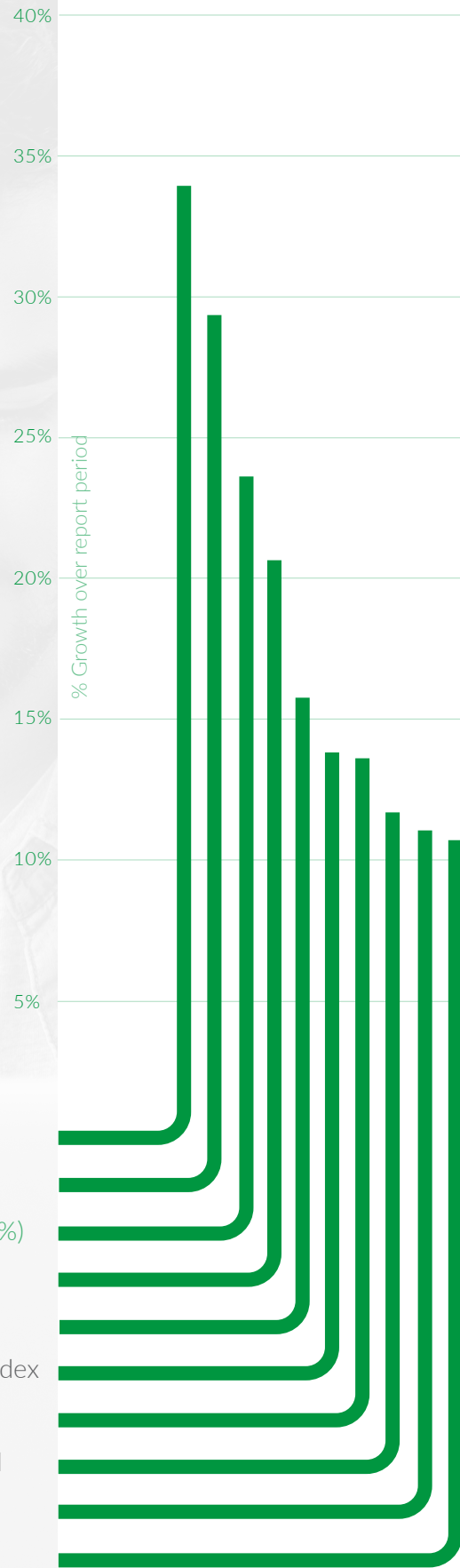
TOP TEN PERFORMING INDEX FUNDS

Report category: Index Funds on InvestNow

Report type: 12 month performance

Report period: 12m period ending 31/08/2020

This graph represents the top ten performing Index funds of the previous 12 month period.



1. Smartshares US Large Growth Fund (34.05%)
2. Smartshares Healthcare Innovation ETF (29.49%)
3. Smartshares Automation and Robotics ETF (23.65%)
4. Smartshares NZ Top 10 Fund (20.64%)
5. Smartshares US Equities ESG ETF (15.89%)
6. Vanguard International Shares Select Exclusions Index Fund (Hedged) - NZD Class (13.97%)
7. Smartshares US 500 Fund (13.57%)
8. AMP Capital All Country Global Shares Index Fund (11.90%)
9. AMP Capital NZ Shares Index Fund (11.23%)
10. Smartshares Global Equities ESG ETF (10.63%)

PERFORMANCE TABLES

Past performance is not a guarantee of future returns. All return figures are after fees, before tax and denominated in NZD. Performance figures from 1 to 10 years are annualised. Performance period ending 31 August 2020.

Table 1.

August Performance - All Funds	1m	3m	6m	1y	3y	5y	10y
1. Smartshares US Large Growth Fund	10.93%	15.06%	25.84%	34.05%	25.28%	16.40%	-
2. Smartshares US 500 Fund	7.97%	6.86%	10.69%	13.57%	15.87%	12.10%	-
3. Smartshares US Equities ESG ETF	7.97%	8.30%	9.25%	15.89%	-	-	-
4. Smartshares Australian Mid Cap Fund	7.95%	14.87%	13.94%	9.44%	8.04%	10.78%	7.57%
5. Smartshares Australian Property Fund	7.13%	7.29%	-13.30%	-15.84%	4.54%	4.73%	-
6. Pie Growth UK & Europe Fund	7.00%	14.88%	10.81%	14.22%	6.30%	-	-
7. Smartshares Global Equities ESG ETF	6.76%	6.02%	5.05%	10.63%	-	-	-
8. Milford Dynamic Fund	6.62%	10.43%	11.11%	10.02%	14.12%	12.50%	-
9. Smartshares Total World Fund	6.50%	5.52%	6.30%	8.75%	10.12%	7.32%	-
10. Vanguard International Shares Select Exclusions Index Fund (Hedged) - NZD Class	6.34%	12.66%	13.45%	13.97%	9.85%	-	-

Table 2.

August Performance - Index Funds	1m	3m	6m	1y	3y	5y	10y
1. Smartshares US Large Growth Fund	10.93%	15.06%	25.84%	34.05%	25.28%	16.40%	-
2. Smartshares US 500 Fund	7.97%	6.86%	10.69%	13.57%	15.87%	12.10%	-
3. Smartshares US Equities ESG ETF	7.97%	8.30%	9.25%	15.89%	-	-	-
4. Smartshares Australian Mid Cap Fund	7.95%	14.87%	13.94%	9.44%	8.04%	10.78%	7.57%
5. Smartshares Australian Property Fund	7.13%	7.29%	-13.30%	-15.84%	4.54%	4.73%	-
6. Smartshares Global Equities ESG ETF	6.76%	6.02%	5.05%	10.63%	-	-	-
7. Smartshares Total World Fund	6.50%	5.52%	6.30%	8.75%	10.12%	7.32%	-
8. Vanguard International Shares Select Exclusions Index Fund (Hedged) - NZD Class	6.34%	12.66%	13.45%	13.97%	9.85%	-	-
9. Smartshares NZ Dividend Fund	5.81%	7.30%	-4.60%	-11.02%	6.19%	9.72%	-
10. AMP Capital All Country Global Shares Index Fund	5.47%	11.07%	8.65%	11.90%	-	-	-

PERFORMANCE TABLES

Past performance is not a guarantee of future returns. All return figures are after fees, before tax and denominated in NZD. Performance figures from 1 to 10 years are annualised. Performance period ending 31 August 2020.

Table 3.

12 Month Performance - All Funds	1m	3m	6m	1y	3y	5y	10y
1. Smartshares US Large Growth Fund	10.93%	15.06%	25.84%	34.05%	25.28%	16.40%	-
2. Smartshares Healthcare Innovation ETF	1.13%	2.90%	22.24%	29.49%	-	-	-
3. T. Rowe Price Global Equity Growth Fund	4.19%	9.83%	18.53%	26.93%	19.32%	14.26%	-
4. AMP Capital Global Companies Fund	5.29%	9.96%	23.04%	26.53%	-	-	-
5. Fisher Funds New Zealand Growth Fund	3.20%	13.71%	15.68%	26.22%	19.98%	19.37%	17.69%
6. Smartshares Automation and Robotics ETF	4.98%	6.30%	16.37%	23.65%	-	-	-
7. Smartshares NZ Top 10 Fund	1.17%	11.00%	11.28%	20.64%	19.26%	17.30%	15.53%
8. Fisher Funds International Growth Fund	5.86%	9.94%	16.45%	20.45%	16.88%	13.06%	10.08%
9. AMP Capital Ethical Leaders NZ Shares Fund	2.17%	14.40%	13.05%	19.87%	17.61%	17.43%	-
10. Milford Global Equity Fund	5.43%	10.56%	16.70%	19.82%	12.91%	9.13%	-

Table 4.

12 Month Performance - Index Funds	1m	3m	6m	1y	3y	5y	10y
1. Smartshares US Large Growth Fund	10.93%	15.06%	25.84%	34.05%	25.28%	16.40%	-
2. Smartshares Healthcare Innovation ETF	1.13%	2.90%	22.24%	29.49%	-	-	-
3. Smartshares Automation and Robotics ETF	4.98%	6.30%	16.37%	23.65%	-	-	-
4. Smartshares NZ Top 10 Fund	1.17%	11.00%	11.28%	20.64%	19.26%	17.30%	15.53%
5. Smartshares US Equities ESG ETF	7.97%	8.30%	9.25%	15.89%	-	-	-
6. Vanguard International Shares Select Exclusions Index Fund (Hedged) - NZD Class	6.34%	12.66%	13.45%	13.97%	9.85%	-	-
7. Smartshares US 500 Fund	7.97%	6.86%	10.69%	13.57%	15.87%	12.10%	-
8. AMP Capital All Country Global Shares Index Fund	5.47%	11.07%	8.65%	11.90%	-	-	-
9. AMP Capital NZ Shares Index Fund	1.97%	9.91%	6.00%	11.23%	-	-	-
10. Smartshares Global Equities ESG ETF	6.76%	6.02%	5.05%	10.63%	-	-	-