

INVESTNOW FUND

PERFORMANCE REPORT

31 JULY 2020

Past performance is not a guarantee of future returns. InvestNow does not provide personalised investment advice. If you require investment advice please contact a financial advisor. Full and detailed performance data can be viewed on our website by InvestNow customers.

Website: investnow.co.nz | Phone: 0800 499 466 | Email: contact@investnow.co.nz



REPORT INFORMATION

Aim of report:

This report is aimed to provide an overview of recent short-term performance of the funds hosted on InvestNow. Please note, past performance is not a guarantee of future returns. Returns are after fees, before tax and denominated in NZD. Performance figures over 1 year are annualised.


Access to full historical fund performance data:

For full historical fund performance data, please visit our website, **log in to your investor profile** and select the 'Fund Selector' tab (pictured below). If you don't have an account with us yet, **create your free online account** by going to our website and selecting 'Join' in the top-right corner - it only takes a few minutes to set up.

Website: investnow.co.nz

Phone: 0800 499 466

Email: contact@investnow.co.nz



Grow and manage your investments online.

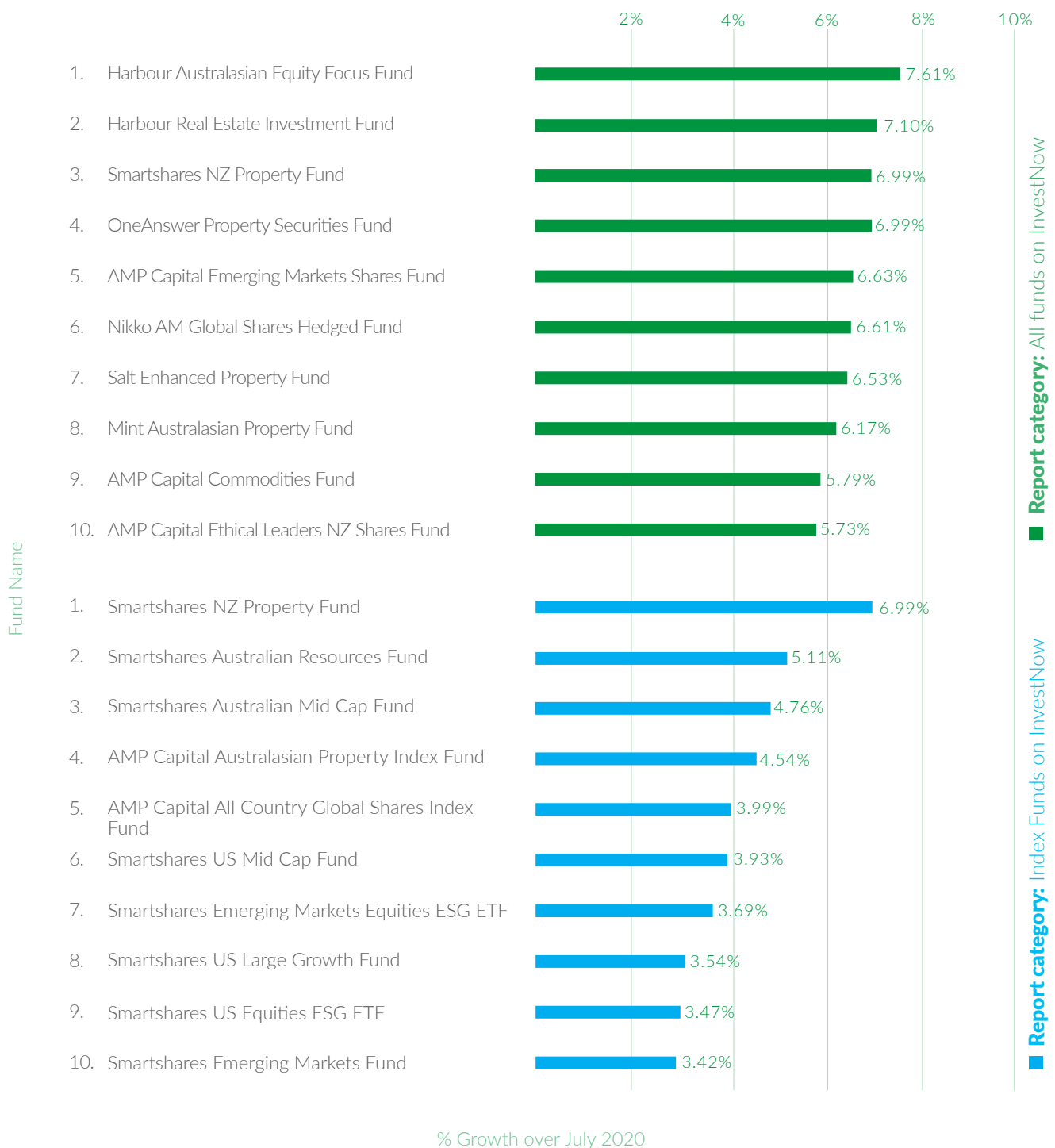
investnow.co.nz

TOP TEN PERFORMING FUNDS – JULY

Report type: 1 month performance

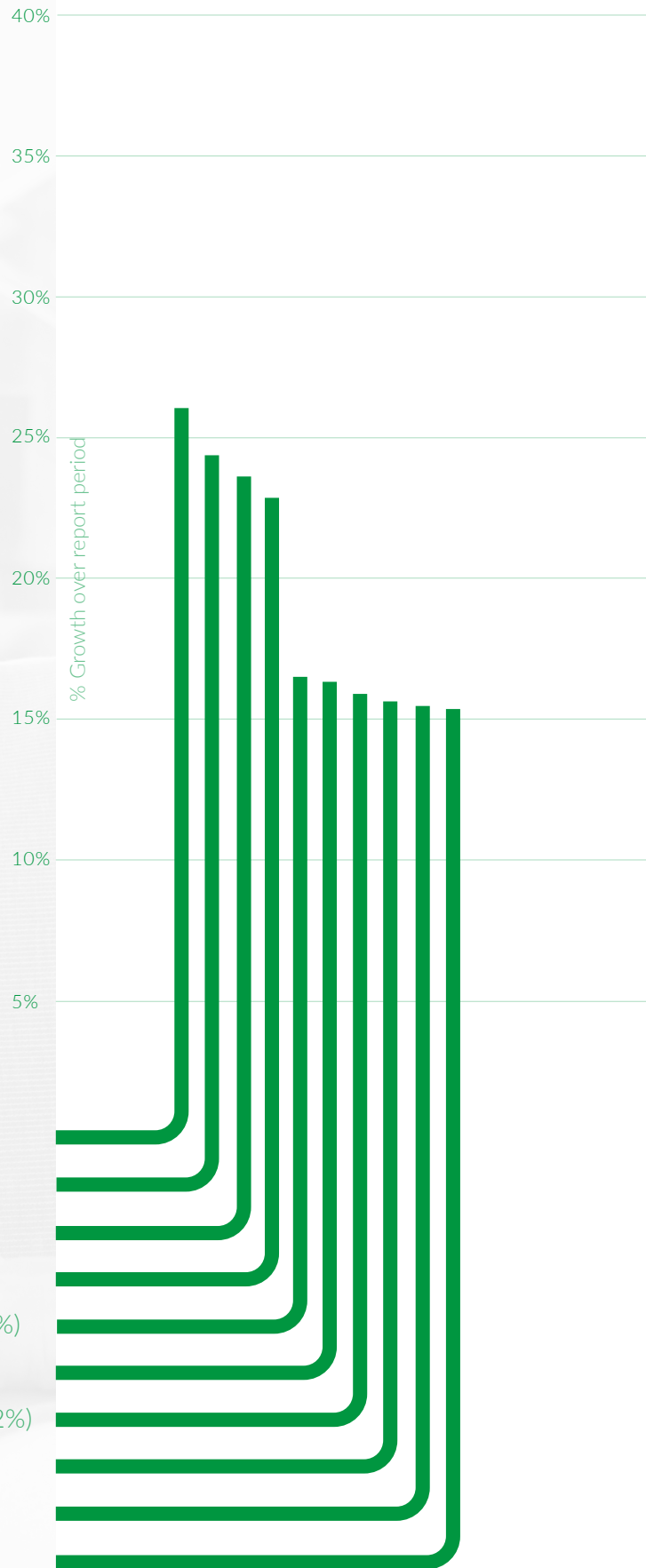
Report period: 1 month period ending 31/07/2020

The below graph represents the top ten performing funds of the previous month—All Funds & Index Funds.



TOP TEN PERFORMING FUNDS

Report category: All funds on InvestNow
Report type: 12 month performance
Report period: 12m period ending 31/07/2020
 This graph represents the top ten performing funds of the previous 12 month period.



1. Smartshares Healthcare Innovation ETF (25.92%)
2. Smartshares US Large Growth Fund (24.18%)
3. T.Rowe Price Global Equity Growth Fund (23.80%)
4. AMP Capital Global Companies Fund (23.08%)
5. Smartshares Automation and Robotics ETF (16.56%)
6. Fisher Funds International Growth Fund (16.50%)
7. AMP Capital Ethical Leaders NZ Share Fund (15.92%)
8. Fisher Funds New Zealand Growth Fund (15.54%)
9. Milford Global Equity Fund (15.33%)
10. Smartshares NZ Top 10 Fund (15.20%)

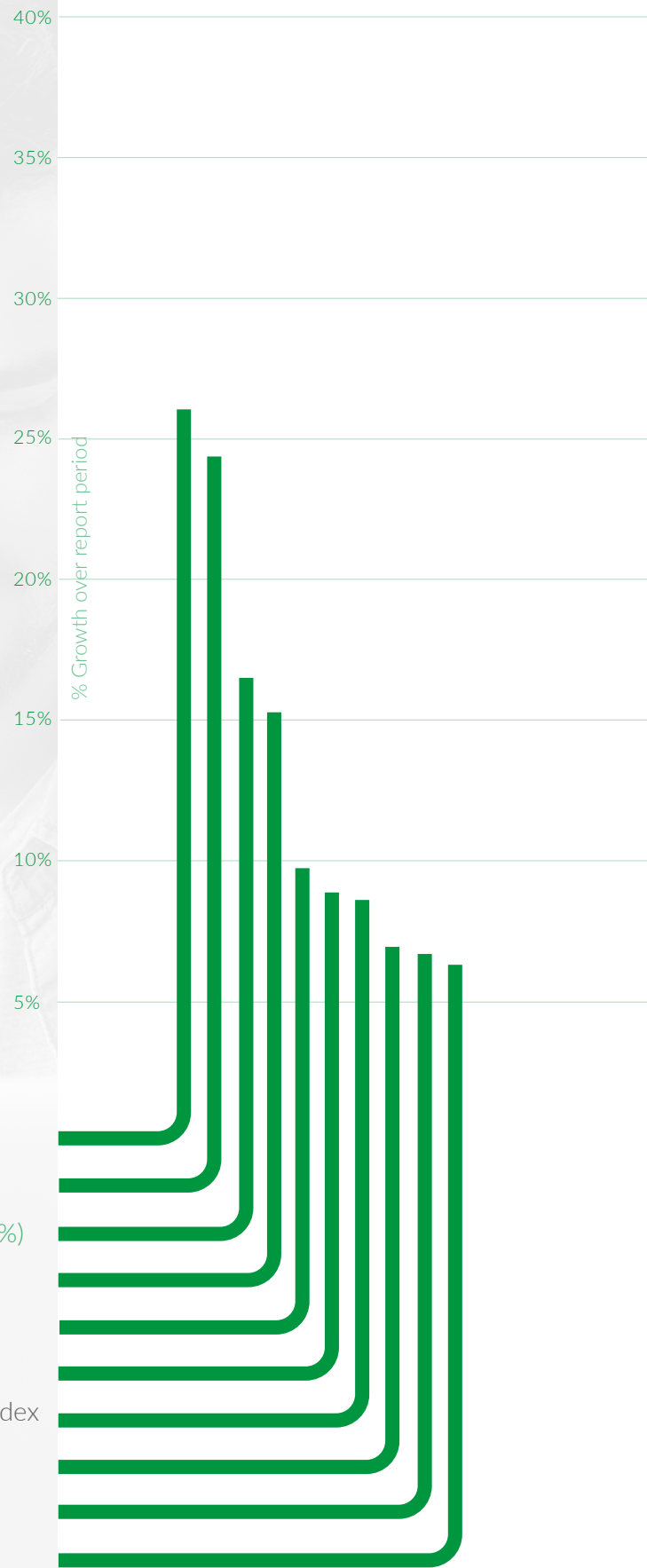
TOP TEN PERFORMING INDEX FUNDS

Report category: Index Funds on InvestNow

Report type: 12 month performance

Report period: 12m period ending 31/07/2020

This graph represents the top ten performing Index funds of the previous 12 month period.



1. Smartshares Healthcare Innovation ETF (25.92%)
2. Smartshares US Large Growth Fund (24.18%)
3. Smartshares Automation and Robotics ETF (16.56%)
4. Smartshares NZ Top 10 Fund (15.20%)
5. Smartshares US Equities ESG ETF (9.90%)
6. AMP Capital NZ Shares Index Fund (8.12%)
7. Vanguard International Shares Select Exclusions Index Fund (7.47%)
8. Smartshares US 500 Fund (6.69%)
9. Smartshares Global Aggregate Bond ETF (6.65%)
10. Smartshares Global Equities ESG ETF (6.19%)

PERFORMANCE TABLES

Past performance is not a guarantee of future returns. All return figures are after fees, before tax and denominated in NZD. Performance figures from 1 to 10 years are annualised. Performance period ending 31 July 2020.

Table 1.

July Performance - All Funds	1m	3m	6m	1y	3y	5y	10y
1. Harbour Australasian Equity Focus Fund	7.61%	18.99%	0.08%	8.33%	13.54%	13.50%	-
2. Harbour Real Estate Investment Fund	7.10%	14.99%	-11.86%	-4.92%	-	-	-
3. Smartshares NZ Property Fund	6.99%	11.20%	-9.58%	-3.58%	13.28%	-	-
4. OneAnswer Property Securities Fund	6.99%	13.61%	-11.83%	-3.15%	11.29%	9.42%	13.17%
5. AMP Capital Emerging Markets Shares Fund	6.63%	9.12%	-0.46%	4.56%	6.19%	5.03%	4.99%
6. Nikko AM Global Shares Hedged Fund	6.61%	15.95%	1.52%	4.31%	-	-	-
7. Salt Enhanced Property Fund	6.53%	10.62%	-11.23%	-3.55%	12.52%	10.84%	-
8. Mint Australasian Property Fund	6.17%	10.74%	-12.05%	-4.67%	10.60%	8.64%	11.94%
9. AMP Capital Commodities Fund	5.79%	11.13%	-9.25%	-12.99%	-5.47%	-3.42%	-
10. AMP Capital Ethical Leaders NZ Shares Fund	5.73%	17.05%	6.45%	15.92%	17.68%	16.32%	-

Table 2.

July Performance - Index Funds	1m	3m	6m	1y	3y	5y	10y
1. Smartshares NZ Property Fund	6.99%	11.20%	-9.58%	-3.58%	13.28%	-	-
2. Smartshares Australian Resources Fund	5.11%	17.42%	-1.23%	-1.32%	14.20%	10.78%	-
3. Smartshares Australian Mid Cap Fund	4.76%	15.38%	-4.05%	0.06%	6.76%	8.44%	6.75%
4. AMP Capital Australasian Property Index Fund	4.54%	8.48%	-16.71%	-11.90%	8.44%	7.78%	-
5. AMP Capital All Country Global Shares Index Fund	3.99%	7.99%	-3.58%	3.81%	-	-	-
6. Smartshares US Mid Cap Fund	3.93%	4.55%	-5.96%	1.32%	10.46%	5.91%	-
7. Smartshares Emerging Markets Equities ESG ETF	3.69%	7.34%	-1.11%	4.71%	-	-	-
8. Smartshares US Large Growth Fund	3.54%	8.74%	8.18%	24.18%	21.89%	-	-
9. Smartshares US Equities ESG ETF	3.47%	3.94%	-1.42%	9.90%	-	-	-
10. Smartshares Emerging Markets Fund	3.42%	5.79%	-2.83%	3.87%	5.68%	3.03%	-

PERFORMANCE TABLES

Past performance is not a guarantee of future returns. All return figures are after fees, before tax and denominated in NZD. Performance figures from 1 to 10 years are annualised. Performance period ending 31 July 2020.

Table 3.

12 Month Performance - All Funds	1m	3m	6m	1y	3y	5y	10y
1. Smartshares Healthcare Innovation ETF	3.14%	9.49%	18.93%	25.92%	-	-	-
2. Smartshares US Large Growth Fund	3.54%	8.74%	8.18%	24.18%	21.89%	-	-
3. T.Rowe Price Global Equity Growth Fund	3.91%	13.79%	11.60%	23.80%	19.52%	12.45%	-
4. AMP Capital Global Companies Fund	4.86%	9.21%	11.66%	23.08%	-	-	-
5. Smartshares Automation and Robotics ETF	3.10%	9.07%	5.34%	16.56%	-	-	-
6. Fisher Funds International Growth Fund	3.79%	10.54%	6.71%	16.50%	16.04%	11.07%	9.42%
7. AMP Capital Ethical Leaders NZ Share Fund	5.73%	17.05%	6.45%	15.92%	17.68%	16.32%	-
8. Fisher Funds New Zealand Growth Fund	4.02%	16.53%	6.66%	15.54%	18.81%	17.26%	17.19%
9. Milford Global Equity Fund	3.75%	11.62%	5.77%	15.33%	11.66%	7.55%	-
10. Smartshares NZ Top 10 Fund	1.95%	10.72%	8.07%	15.20%	18.86%	15.88%	15.48%

Table 4.

12 Month Performance - Index Funds	1m	3m	6m	1y	3y	5y	10y
1. Smartshares Healthcare Innovation ETF	3.14%	9.49%	18.93%	25.92%	-	-	-
2. Smartshares US Large Growth Fund	3.54%	8.74%	8.18%	24.18%	21.89%	-	-
3. Smartshares Automation and Robotics ETF	3.10%	9.07%	5.34%	16.56%	-	-	-
4. Smartshares NZ Top 10 Fund	1.95%	10.72%	8.07%	15.20%	18.86%	15.88%	15.48%
5. Smartshares US Equities ESG ETF	3.47%	3.94%	-1.42%	9.90%	-	-	-
6. AMP Capital NZ Shares Index Fund	2.42%	11.34%	-0.08%	8.12%	-	-	-
7. Vanguard International Shares Select Exclusions Index Fund	1.32%	4.62%	-2.57%	7.47%	12.50%	-	-
8. Smartshares US 500 Fund	2.47%	1.59%	-4.06%	6.69%	14.38%	9.15%	-
9. Smartshares Global Aggregate Bond ETF	0.66%	1.92%	4.29%	6.65%	-	-	-
10. Smartshares Global Equities ESG ETF	1.66%	2.14%	-3.81%	6.19%	-	-	-