

INVESTNOW FUND

PERFORMANCE REPORT

30 JUNE 2020

Past performance is not a guarantee of future returns. InvestNow does not provide personalised investment advice. If you require investment advice please contact a financial advisor. Full and detailed performance data can be viewed on our website by InvestNow customers.

Website: investnow.co.nz | Phone: 0800 499 466 | Email: contact@investnow.co.nz



REPORT INFORMATION

Aim of report:

This report is aimed to provide an overview of recent short-term performance of the funds hosted on InvestNow. Please note, past performance is not a guarantee of future returns. Returns are after fees, before tax and denominated in NZD. Performance figures over 1 year are annualised.


Access to full historical fund performance data:

For full historical fund performance data, please visit our website, **log in to your investor profile** and select the 'Fund Selector' tab (pictured below). If you don't have an account with us yet, **create your free online account** by going to our website and selecting 'Join' in the top-right corner - it only takes a few minutes to set up.

Website: investnow.co.nz

Phone: 0800 499 466

Email: contact@investnow.co.nz



Grow and manage your investments online.

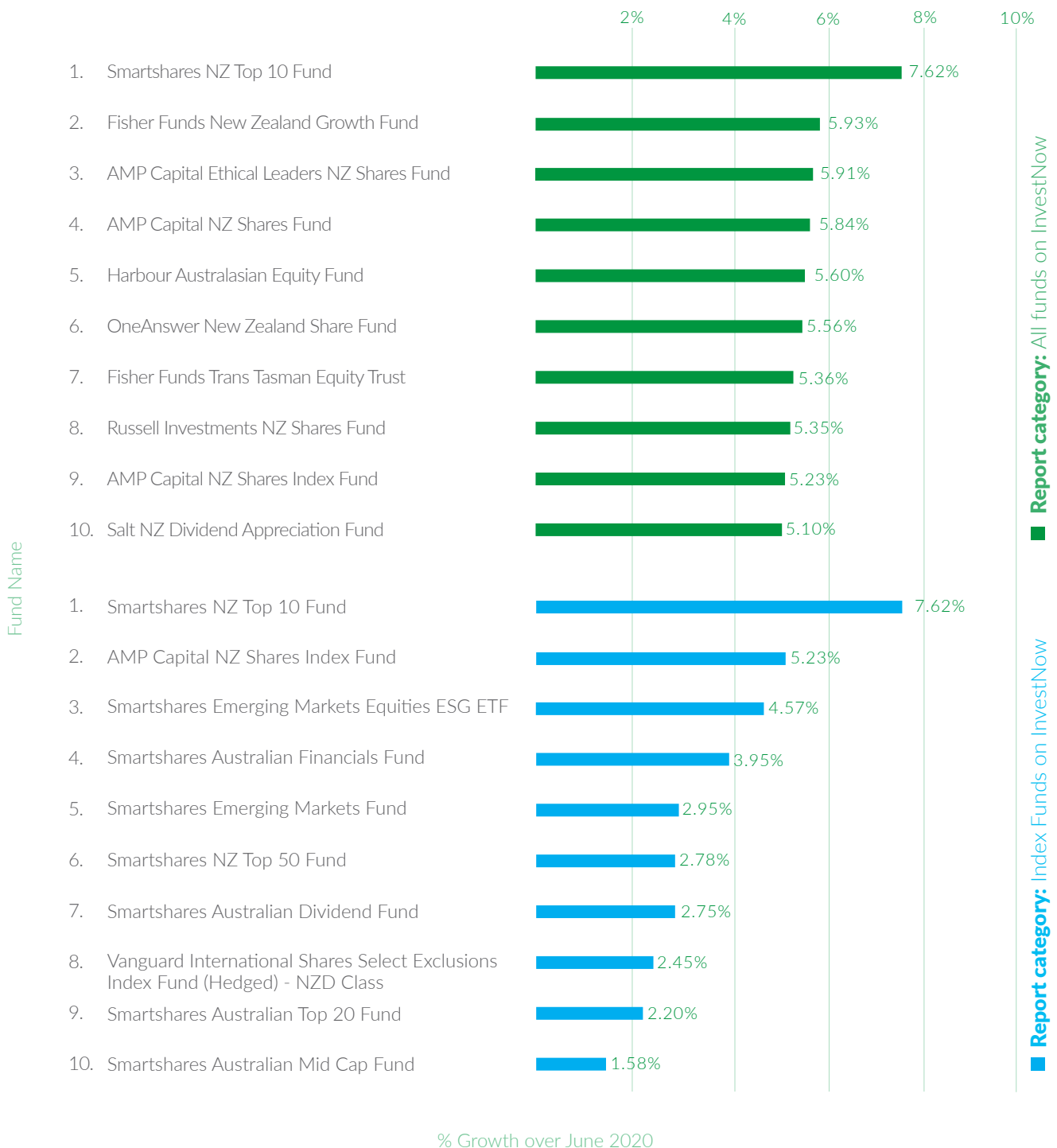
investnow.co.nz

TOP TEN PERFORMING FUNDS – JUNE

Report type: 1 month performance

Report period: 1 month period ending 30/06/2020

The below graph represents the top ten performing funds of the previous month—All Funds & Index Funds.



Fund Name

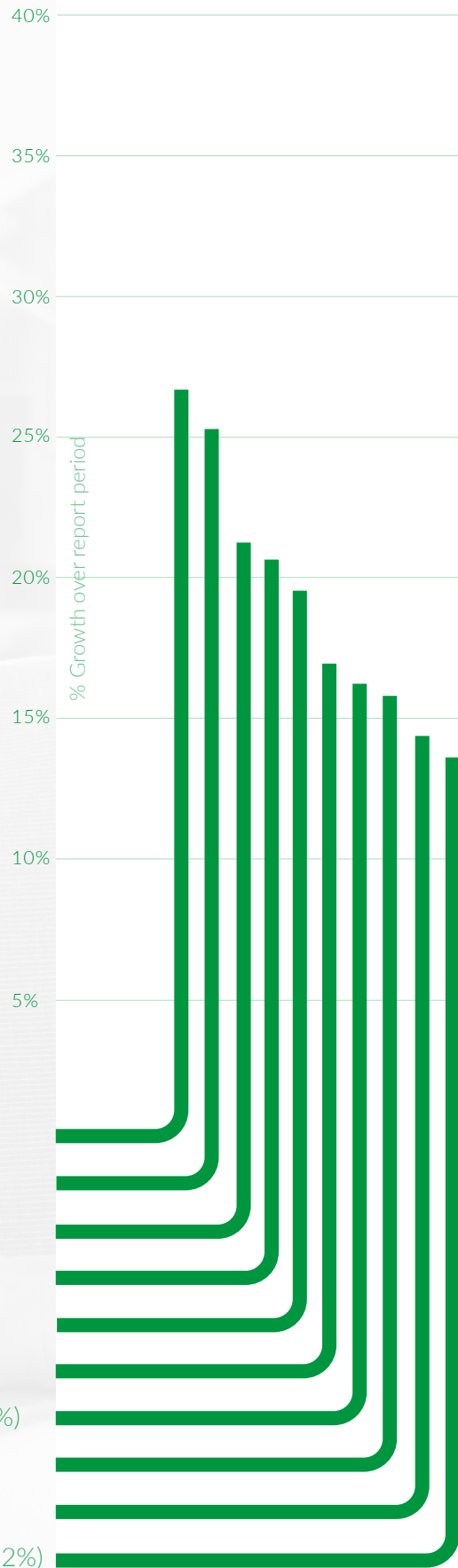
■ Report category: All funds on InvestNow

■ Report category: Index Funds on InvestNow

% Growth over June 2020

TOP TEN PERFORMING FUNDS

Report category: All funds on InvestNow
Report type: 12 month performance
Report period: 12m period ending 30/06/2020
 This graph represents the top ten performing funds of the previous 12 month period.



1. Smartshares US Large Growth Fund (26.69%)
2. Smartshares Healthcare Innovation ETF (25.21%)
3. T.Rowe Price Global Equity Growth Fund (21.74%)
4. AMP Capital Global Companies Fund (20.72%)
5. Smartshares NZ Top 10 Fund (19.89%)
6. Fisher Funds New Zealand Growth Fund (16.87%)
7. Smartshares Automation and Robotics ETF (16.25%)
8. Fisher Funds International Growth Fund (15.89%)
9. Mint Australasian Equity Fund (14.87%)
10. AMP Capital Ethical Leaders NZ Shares Fund (14.12%)

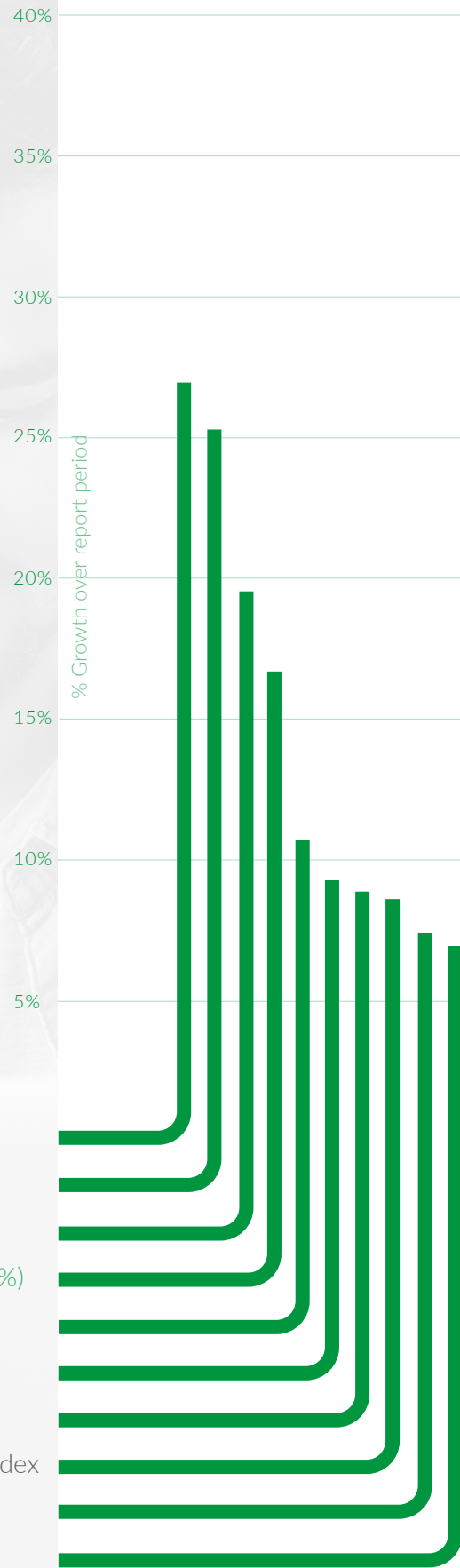
TOP TEN PERFORMING INDEX FUNDS

Report category: Index Funds on InvestNow

Report type: 12 month performance

Report period: 12m period ending 30/06/2020

This graph represents the top ten performing Index funds of the previous 12 month period.



1. Smartshares US Large Growth Fund (26.69%)
2. Smartshares Healthcare Innovation ETF (25.21%)
3. Smartshares NZ Top 10 Fund (19.89%)
4. Smartshares Automation and Robotics ETF (16.25%)
5. Smartshares US Equities ESG ETF (10.45%)
6. Smartshares US 500 Fund (9.58%)
7. AMP Capital NZ Shares Index Fund (9.13%)
8. Vanguard International Shares Select Exclusions Index Fund (8.46%)
9. Smartshares Japan Equities ESG ETF (7.18%)
10. Smartshares Global Equities ESG ETF (6.57%)

PERFORMANCE TABLES

Past performance is not a guarantee of future returns. All return figures are after fees, before tax and denominated in NZD. Performance figures from 1 to 10 years are annualised. Performance period ending 30 June 2020.

Table 1.

June Performance - All Funds	1m	3m	6m	1y	3y	5y	10y
1. Smartshares NZ Top 10 Fund	7.62%	15.84%	7.18%	19.89%	17.99%	16.31%	15.47%
2. Fisher Funds New Zealand Growth Fund	5.93%	23.23%	3.97%	16.87%	18.20%	17.05%	16.93%
3. AMP Capital Ethical Leaders NZ Shares Fund	5.91%	20.77%	3.14%	14.12%	15.54%	15.72%	-
4. AMP Capital NZ Shares Fund	5.84%	16.70%	2.64%	10.36%	14.00%	14.46%	14.86%
5. Harbour Australasian Equity Fund	5.60%	21.42%	1.59%	10.30%	13.54%	14.83%	14.27%
6. OneAnswer New Zealand Share Fund	5.56%	16.81%	3.00%	12.94%	15.27%	14.58%	14.89%
7. Fisher Funds Trans Tasman Equity Trust	5.36%	22.78%	2.17%	13.59%	15.82%	14.56%	13.48%
8. Russell Investments NZ Shares Fund	5.35%	16.58%	0.05%	7.91%	13.87%	14.80%	-
9. AMP Capital NZ Shares Index Fund	5.23%	16.71%	-0.55%	9.13%	-	-	-
10. Salt NZ Dividend Appreciation Fund	5.10%	15.76%	-0.34%	9.36%	12.26%	13.53%	-

Table 2.

June Performance - Index Funds	1m	3m	6m	1y	3y	5y	10y
1. Smartshares NZ Top 10 Fund	7.62%	15.84%	7.18%	19.89%	17.99%	16.31%	15.47%
2. AMP Capital NZ Shares Index Fund	5.23%	16.71%	-0.55%	9.13%	-	-	-
3. Smartshares Emerging Markets Equities ESG ETF	4.57%	10.75%	-6.36%	0.00%	-	-	-
4. Smartshares Australian Financials Fund	3.95%	14.99%	-16.64%	-19.68%	-3.84%	-2.37%	-
5. Smartshares Emerging Markets Fund	2.95%	8.41%	-6.04%	1.22%	5.39%	-	-
6. Smartshares NZ Top 50 Fund	2.78%	14.85%	-8.12%	0.87%	12.12%	13.28%	14.07%
7. Smartshares Australian Dividend Fund	2.75%	21.04%	-9.47%	-7.43%	1.04%	-0.78%	-
8. Vanguard International Shares Select Exclusions Index Fund (Hedged) - NZD Class	2.45%	18.62%	-5.97%	2.63%	7.06%	-	-
9. Smartshares Australian Top 20 Fund	2.20%	12.81%	-7.61%	-7.43%	4.39%	2.29%	5.15%
10. Smartshares Australian Mid Cap Fund	1.58%	29.03%	-4.87%	-0.50%	4.60%	8.18%	7.27%

PERFORMANCE TABLES

Past performance is not a guarantee of future returns. All return figures are after fees, before tax and denominated in NZD. Performance figures from 1 to 10 years are annualised. Performance period ending 30 June 2020.

Table 3.

12 Month Performance - All Funds	1m	3m	6m	1y	3y	5y	10y
1. Smartshares US Large Growth Fund	0.18%	16.27%	14.09%	26.69%	20.13%	-	-
2. Smartshares Healthcare Innovation ETF	-1.35%	19.59%	17.20%	25.21%	-	-	-
3. T.Rowe Price Global Equity Growth Fund	1.44%	20.65%	14.42%	21.74%	18.55%	12.51%	-
4. AMP Capital Global Companies Fund	-0.41%	13.78%	12.63%	20.72%	-	-	-
5. Smartshares NZ Top 10 Fund	7.62%	15.84%	7.18%	19.89%	17.99%	16.31%	15.47%
6. Fisher Funds New Zealand Growth Fund	5.93%	23.23%	3.97%	16.87%	18.20%	17.05%	16.93%
7. Smartshares Automation and Robotics ETF	-1.79%	19.64%	3.79%	16.25%	-	-	-
8. Fisher Funds International Growth Fund	0.06%	19.15%	6.08%	15.89%	15.06%	11.23%	8.97%
9. Mint Australasian Equity Fund	5.00%	15.68%	6.02%	14.87%	16.35%	15.84%	16.99%
10. AMP Capital Ethical Leaders NZ Shares Fund	5.91%	20.77%	3.14%	14.12%	15.54%	15.72%	-

Table 4.

12 Month Performance - Index Funds	1m	3m	6m	1y	3y	5y	10y
1. Smartshares US Large Growth Fund	0.18%	16.27%	14.09%	26.69%	20.13%	-	-
2. Smartshares Healthcare Innovation ETF	-1.35%	19.59%	17.20%	25.21%	-	-	-
3. Smartshares NZ Top 10 Fund	7.62%	15.84%	7.18%	19.89%	17.99%	16.31%	15.47%
4. Smartshares Automation and Robotics ETF	-1.79%	19.64%	3.79%	16.25%	-	-	-
5. Smartshares US Equities ESG ETF	-3.06%	8.82%	-0.45%	10.45%	-	-	-
6. Smartshares US 500 Fund	-3.42%	8.49%	-0.41%	9.58%	13.46%	-	-
7. AMP Capital NZ Shares Index Fund	5.23%	16.71%	-0.55%	9.13%	-	-	-
8. Vanguard International Shares Select Exclusions Index Fund	-1.21%	10.07%	-0.50%	8.46%	12.03%	-	-
9. Smartshares Japan Equities ESG ETF	-4.43%	1.57%	-3.48%	7.18%	-	-	-
10. Smartshares Global Equities ESG ETF	-2.31%	8.21%	-1.40%	6.57%	-	-	-