

# INVESTNOW FUND

# PERFORMANCE REPORT

30 April 2020

Past performance is not a guarantee of future returns. InvestNow does not provide personalised investment advice. If you require investment advice please contact a financial advisor. Full and detailed performance data can be viewed on our website by InvestNow customers.

Website: [investnow.co.nz](https://investnow.co.nz) | Phone: 0800 499 466 | Email: [contact@investnow.co.nz](mailto:contact@investnow.co.nz)



# REPORT INFORMATION

## Aim of report:

This report is aimed to provide an overview of recent short-term performance of the funds hosted on InvestNow. Please note, past performance is not a guarantee of future returns. Returns are after fees, before tax and denominated in NZD. Performance figures over 1 year are annualised.


## Access to full historical fund performance data:

For full historical fund performance data, please visit our website, **log in to your investor profile** and select the 'Fund Selector' tab (pictured below). If you don't have an account with us yet, **create your free online account** by going to our website and selecting 'Join' in the top-right corner - it only takes a few minutes to set up.

Website: [investnow.co.nz](https://investnow.co.nz)

Phone: 0800 499 466

Email: [contact@investnow.co.nz](mailto:contact@investnow.co.nz)



**Grow and manage your investments online.**

[investnow.co.nz](https://investnow.co.nz)

# TOP TEN PERFORMING FUNDS – APRIL

**Report type:** 1 month performance

**Report period:** 1 month period ending 30/04/2020

The below graph represents the top ten performing funds of the previous month—All Funds & Index Funds.



Fund Name

% Growth over April 2020

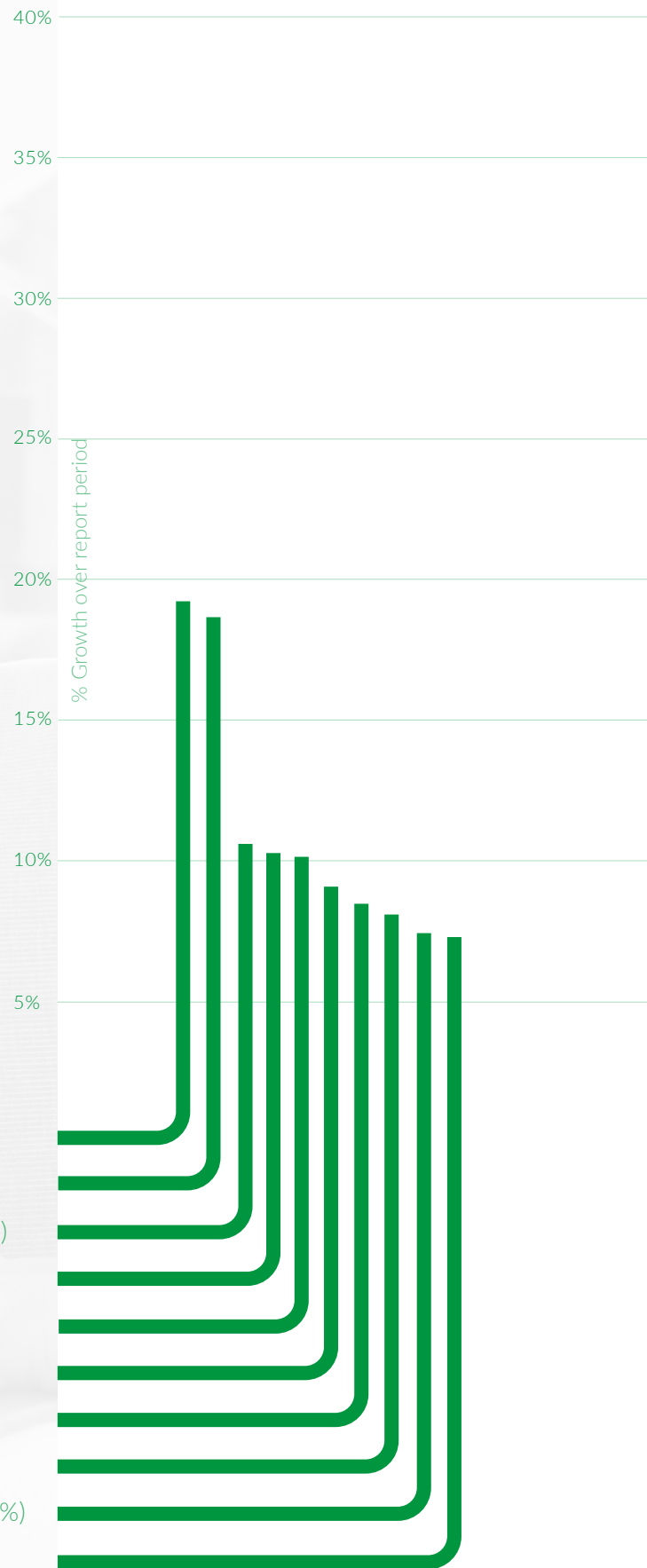
# TOP TEN PERFORMING FUNDS

**Report category:** All funds on InvestNow

**Report type:** 12 month performance

**Report period:** 12m period ending 30/04/2020

This graph represents the top ten performing funds of the previous 12 month period.



1. Smartshares US Large Growth Fund (18.87%)
2. AMP Capital Global Companies Fund (17.81%)
3. T. Rowe Price Global Equity Growth Fund (10.21%)
4. Nikko AM Global Shares Fund (10.17%)
5. Mint Australasian Equity Fund (10.03%)
6. Smartshares US 500 fund (9.12%)
7. Fisher Funds International Growth Fund (8.33%)
8. Fisher Funds New Zealand Growth Fund (8.08%)
9. Fisher Funds New Zealand Fixed Income Trust (7.34%)
10. OneAnswer New Zealand Share Fund (7.32%)

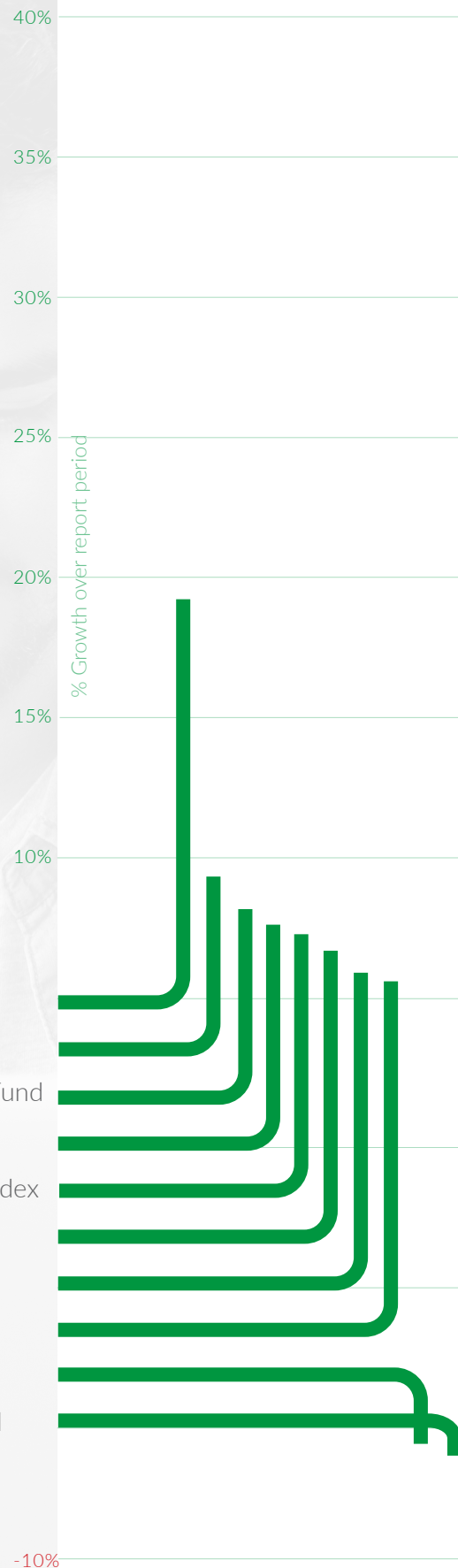
# TOP TEN PERFORMING INDEX FUNDS

**Report category:** Index Funds on InvestNow

**Report type:** 12 month performance

**Report period:** 12m period ending 30/04/2020

This graph represents the top ten performing Index funds of the previous 12 month period.



1. Smartshares US Large Growth Fund (18.87%)
2. Smartshares US 500 Fund (9.12%)
3. AMP Capital Hedged Global Fixed Interest Index Fund (6.65%)
4. AMP Capital NZ Shares Index Fund (5.34%)
5. Vanguard International Shares Select Exclusions Index Fund (4.75%)
6. Smartshares Total World Fund (2.84%)
7. Smartshares US Mid Cap Fund (0.83%)
8. Smartshares NZ Top 50 Fund (0.55%)
9. Smartshares NZ Property Fund (-0.53%)
10. AMP Capital All Country Global Shares Index Fund (-2.55%)

# PERFORMANCE TABLES

Past performance is not a guarantee of future returns. All return figures are after fees, before tax and denominated in NZD. Performance figures from 1 to 10 years are annualised. Performance period ending 30 April 2020.

**Table 1.**

April Performance - All Funds	1m	3m	6m	1y	3y	5y	10y
1. Smartshares Australian Mid Cap Fund	17.15%	-16.84%	-13.83%	-8.32%	1.37%	6.10%	4.23%
2. Milford Dynamic Fund	13.62%	-15.25%	-11.98%	2.56%	8.39%	7.66%	-
3. OneAnswer Australian Share Fund	13.11%	-23.45%	-23.87%	-16.69%	-6.16%	-2.26%	0.82%
4. Smartshares Automation and Robotics ETF	13.09%	-3.42%	0.65%	-	-	-	-
5. Pie Australasian Dividend Fund	13.08%	-14.14%	-14.82%	-3.47%	7.63%	8.60%	-
6. Harbour Australasian Equity Focus Fund	12.97%	-15.89%	-8.67%	-4.39%	7.92%	11.32%	-
7. Smartshares Healthcare Innovation ETF	12.65%	8.62%	17.95%	-	-	-	-
8. Nikko AM Global Shares Hedged Fund	12.61%	-12.44%	-5.93%	-	-	-	-
9. Fisher Funds International Growth Fund	11.88%	-3.46%	2.07	8.33%	12.90%	11.48%	7.88%
10. AMP Capital Global Listed Infrastructure Fund	11.54%	-16.19%	-9.99	-2.39%	3.83%	2.91%	-

**Table 2.**

April Performance - Index Funds	1m	3m	6m	1y	3y	5y	10y
1. Smartshares Australasian Mid Cap Fund	17.15%	-16.84%	-13.83%	-8.32%	1.37%	6.10%	4.23%
2. Smartshares Automation and Robotics ETF	13.09%	-3.42%	0.65%	-	-	-	-
3. Smartshares Healthcare Innovation ETF	12.65%	8.62%	17.95%	-	-	-	-
4. Smartshares US Mid Cap Fund	11.09%	-10.05%	-5.11%	0.83%	6.67%	-	-
5. Smartshares US Large Growth Fund	10.71%	-0.52%	10.50%	18.87%	16.97%	-	-
6. Vanguard International Shares Select Exclusions Index Fund (Hedged) NZD	10.40%	-12.04%	-7.59%	-4.85%	5.17%	-	-
7. Smartshares NZ Dividend Fund	9.63%	-18.23%	-16.17%	-8.08%	4.70%	7.61%	-
8. AMP Capital All Country Global Shares Index Fund	9.58%	-10.71%	-6.26%	-2.55%	-	-	-
9. Smartshares Total World Fund	9.43%	-8.30%	-3.96%	2.84%	6.99%	-	-
10. Smartshares US 500 Fund	9.43%	-5.57%	1.29%	9.12%	11.79%	-	-

# PERFORMANCE TABLES

Past performance is not a guarantee of future returns. All return figures are after fees, before tax and denominated in NZD. Performance figures from 1 to 10 years are annualised. Performance period ending 30 April 2020.

**Table 3.**

12 Month Performance - All Funds	1m	3m	6m	1y	3y	5y	10y
1. Smartshares US Large Growth Fund	10.71%	-0.52%	10.50%	18.87%	16.97%	-	-
2. AMP Capital Global Companies Fund	9.25%	2.24%	7.70%	17.81%	-	-	-
3. T. Rowe Price Global Equity Growth Fund	10.18%	-1.92%	5.49%	10.21%	14.33%	12.73%	-
4. Nikko AM Global Shares Fund	9.19%	-3.04%	2.33%	10.17%	-	-	-
5. Mint Australasian Equity Fund	6.87%	-4.60%	3.28%	10.03%	14.57%	13.85%	14.69%
6. Smartshares US 500 fund	9.43%	-5.57%	1.29%	9.12%	11.79%	-	-
7. Fisher Funds International Growth Fund	11.88%	-3.46%	2.07%	8.33%	12.90%	11.48%	7.88%
8. Fisher Funds New Zealand Growth Fund	10.00%	-8.47%	2.85%	8.08%	15.19%	14.35%	14.63%
9. Fisher Funds New Zealand Fixed Income Trust	2.49%	2.78%	3.00%	7.34%	6.13%	5.06%	-
10. OneAnswer New Zealand Share Fund	6.94%	-7.76%	1.15%	7.32%	13.00%	12.48%	12.80%

**Table 4.**

12 Month Performance - Index Funds	1m	3m	6m	1y	3y	5y	10y
1. Smartshares US Large Growth Fund	10.71%	-0.52%	10.50%	18.87%	16.97%	-	-
2. Smartshares US 500 Fund	9.43%	-5.57%	1.29%	9.12%	11.79%	-	-
3. AMP Capital Hedged Global Fixed Interest Index Fund	0.87%	0.60%	2.14%	6.65%	-	-	-
4. AMP Capital NZ Shares Index Fund	7.36%	-10.26%	-2.51%	5.34%	-	-	-
5. Vanguard International Shares Select Exclusions Index Fund	6.59%	-6.88%	-2.86%	4.75%	9.42%	-	-
6. Smartshares Total World Fund	9.43%	-8.30%	-3.96%	2.84%	6.99%	-	-
7. Smartshares US Mid Cap Fund	11.09%	-10.05%	-5.11%	0.83%	6.67%	-	-
8. Smartshares NZ Top 50 Fund	8.33%	-13.66%	-6.85%	0.55%	11.23%	12.00%	12.01%
9. Smartshares NZ Property Fund	3.51%	-18.69%	-14.70%	-0.53%	10.04%	-	-
10. AMP Capital All Country Global Shares Index Fund	9.58%	-10.71%	-6.26%	-2.55%	-	-	-