

INVESTNOW FUND

PERFORMANCE REPORT

31 MARCH 2020

Past performance is not a guarantee of future returns. InvestNow does not provide personalised investment advice. If you require investment advice please contact a financial advisor. Full and detailed performance data can be viewed on our website by InvestNow customers.

Website: investnow.co.nz | Phone: 0800 499 466 | Email: contact@investnow.co.nz



REPORT INFORMATION

Aim of report:

This report is aimed to provide an overview of recent short-term performance of the funds hosted on InvestNow. Please note, past performance is not a guarantee of future returns. Returns are after fees, before tax and denominated in NZD. Performance figures over 1 year are annualised.


Access to full historical fund performance data:

For full historical fund performance data, please visit our website, **log in to your investor profile** and select the 'Fund Selector' tab (pictured below). If you don't have an account with us yet, **create your free online account** by going to our website and selecting 'Join' in the top-right corner - it only takes a few minutes to set up.

Website: investnow.co.nz

Phone: 0800 499 466

Email: contact@investnow.co.nz



Grow and manage your investments online.

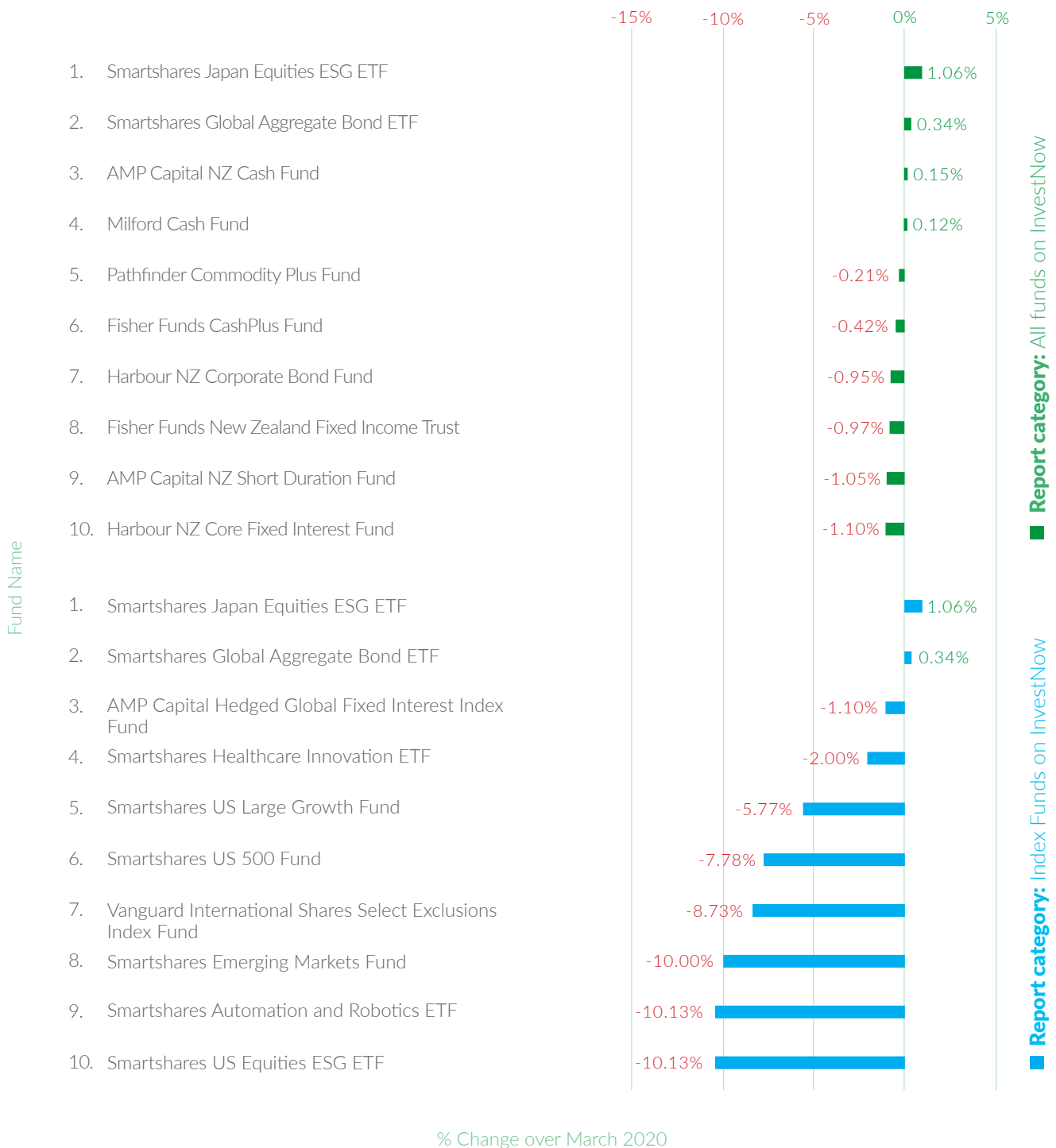
investnow.co.nz

TOP TEN PERFORMING FUNDS – MARCH

Report type: 1 month performance

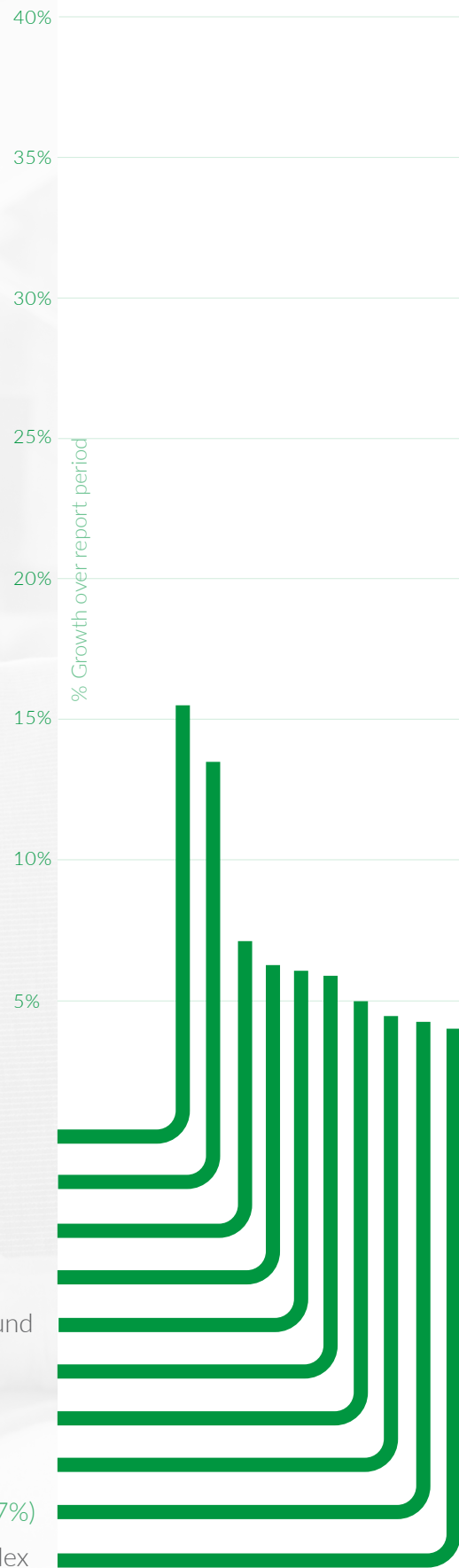
Report period: 1 month period ending 31/03/2020

The below graph represents the top ten performing funds of the previous month—All Funds & Index Funds.



TOP TEN PERFORMING FUNDS

Report category: All funds on InvestNow
Report type: 12 month performance
Report period: 12m period ending 31/03/2020
 This graph represents the top ten performing funds of the previous 12 month period.



1. Smartshares US Large Growth Fund (15.50%)
2. AMP Capital Global Companies Fund (14.03%)
3. Nikko AM Global Shares Fund (6.56%)
4. Smartshares US 500 Fund (5.93%)
5. AMP Capital Hedged Global Fixed Interest Index Fund (5.57%)
6. T. Rowe Price Global Equity Growth Fund (5.29%)
7. Mint Australasian Equity Fund (4.99%)
8. AMP Capital Ethical Leaders Hedged Global Fixed Interest Fund (4.54%)
9. Fisher Funds New Zealand Fixed Income Trust (4.37%)
10. Vanguard International Shares Select Exclusions Index Fund (4.19%)

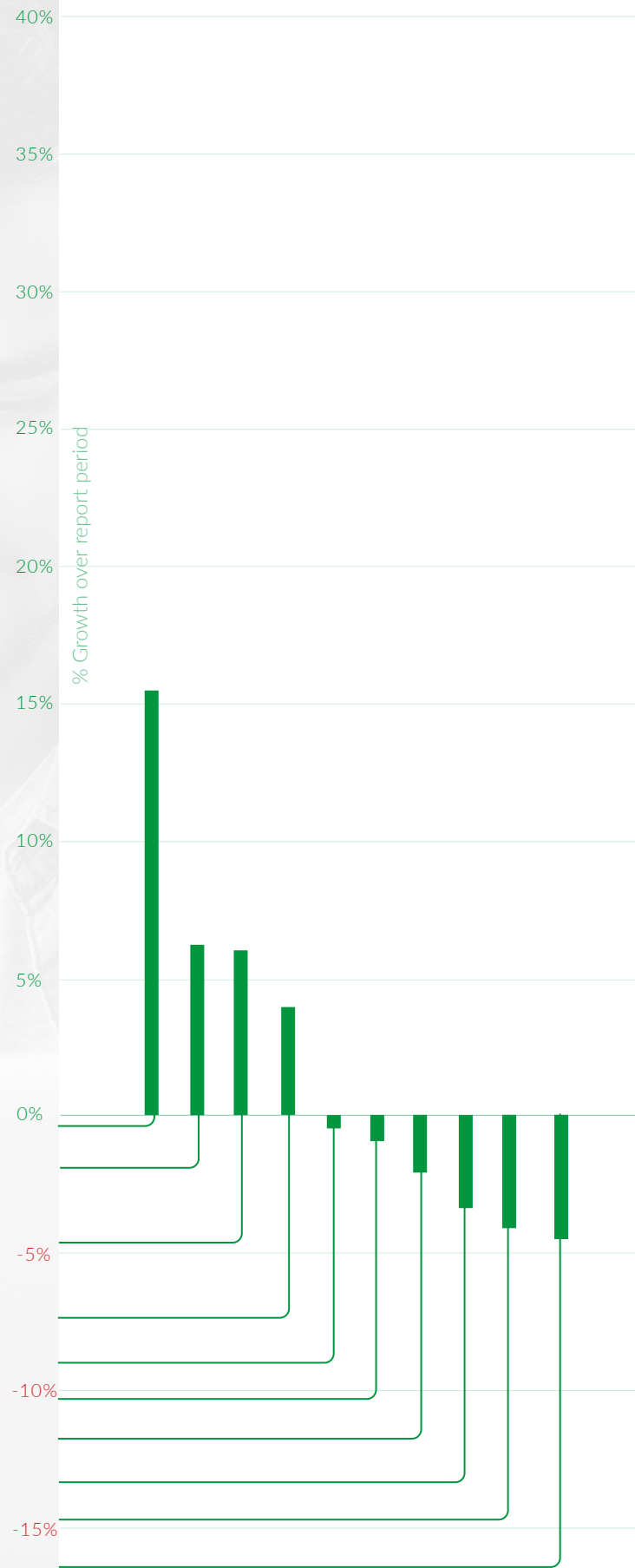
TOP TEN PERFORMING INDEX FUNDS

Report category: Index Funds on InvestNow

Report type: 12 month performance

Report period: 12m period ending 31/03/2020

This graph represents the top ten performing Index funds of the previous 12 month period.



1. Smartshares US Large Growth Fund (15.50%)
2. Smartshares US 500 Fund (5.93%)
3. AMP Capital Global Fixed Interest Index Fund (5.57%)
4. Vanguard International Shares Select Exclusions Index Fund (4.19%)
5. AMP Capital NZ Shares Index Fund (-0.23%)
6. Smartshares Total World Fund (-0.88%)
7. Smartshares NZ Property Fund (-2.09%)
8. Smartshares US Mid Cap Fund (-3.78%)
9. Smartshares Europe Fund (-4.33%)
10. Smartshares Emerging Markets Fund (-4.68%)

PERFORMANCE TABLES

Past performance is not a guarantee of future returns. All return figures are after fees, before tax and denominated in NZD. Performance figures from 1 to 10 years are annualised. Performance period ending 31 March 2020.

Table 1.

March Performance - All Funds	1m	3m	6m	1y	3y	5y	10y
1. Smartshares Japan Equities ESG ETF	1.06%	-4.98%	-4.50%	-	-	-	-
2. Smartshares Global Aggregate Bond ETF	0.34%	2.85%	2.15%	-	-	-	-
3. AMP Capital NZ Cash Fund	0.15%	0.40%	0.69%	1.65%	1.99%	2.32%	2.90%
4. Milford Cash Fund	0.12%	0.36%	0.74%	1.76%	-	-	-
5. Pathfinder Commodity Plus Fund	-0.21%	-8.19%	-4.26%	-6.29%	0.58%	-0.84%	-1.30%
6. Fisher Funds CashPlus Fund	-0.42%	-0.12%	0.14%	1.20%	1.84%	2.09%	2.36%
7. Harbour NZ Corporate Bond Fund	-0.95%	0.99%	-0.15%	3.67%	4.32%	4.25%	4.91%
8. Fisher Funds New Zealand Fixed Income Trust	-0.97%	1.87%	-0.26%	4.37%	5.52%	4.55%	-
9. AMP Capital NZ Short Duration Fund	-1.05%	-0.06%	-0.55%	1.93%	2.98%	3.39%	3.84%
10. Harbour NZ Core Fixed Interest Fund	-1.10%	1.46%	-0.33%	3.23%	4.28%	4.29%	-

Table 2.

March Performance - Index Funds	1m	3m	6m	1y	3y	5y	10y
1. Smartshares Japan Equities ESG ETF	1.06%	-4.98%	-4.50%	-	-	-	-
2. Smartshares Global Aggregate Bond ETF	0.34%	2.85%	2.15%	-	-	-	-
3. AMP Capital Hedged Global Fixed Interest Index Fund	-1.10%	1.36%	0.58%	5.57%	-	-	-
4. Smartshares Healthcare Innovation ETF	-2.00%	-2.00%	5.60%	-	-	-	-
5. Smartshares US Large Growth Fund	-5.77%	-1.88%	0.58%	15.50%	15.11%	-	-
6. Smartshares US 500 Fund	-7.78%	-8.20%	-7.44%	5.93%	9.72%	-	-
7. Vanguard International Shares Select Exclusions Index Fund	-8.73%	-9.60%	-8.53%	4.19%	8.32%	-	-
8. Smartshares Emerging Markets Fund	-10.00%	-13.33%	-9.48%	-4.68%	1.79%	-	-
9. Smartshares Automation and Robotics ETF	-10.13%	-13.25%	-9.84%	-	-	-	-
10. Smartshares US Equities ESG ETF	-10.13%	-8.52%	-6.42%	-	-	-	-

PERFORMANCE TABLES

Past performance is not a guarantee of future returns. All return figures are after fees, before tax and denominated in NZD. Performance figures from 1 to 10 years are annualised. Performance period ending 31 March 2020.

Table 3.

12 Month Performance - All Funds	1m	3m	6m	1y	3y	5y	10y
1. Smartshares US Large Growth Fund	-5.77%	-1.88%	0.58%	15.50%	15.11%	-	-
2. AMP Capital Global Companies Fund	-2.06%	-1.01%	-0.45%	14.03%	-	-	-
3. Nikko AM Global Shares Fund	-7.99%	-7.16%	-5.43%	6.56%	-	-	-
4. Smartshares US 500 Fund	-7.78%	-8.20%	-7.44%	5.93%	9.72%	-	-
5. AMP Capital Hedged Global Fixed Interest Index Fund	-1.10%	1.36%	0.58%	5.57%	-	-	-
6. T. Rowe Price Global Equity Growth Fund	-9.26%	-5.16%	-4.02%	5.29%	12.72%	10.57%	-
7. Mint Australasian Equity Fund	-8.04%	-8.35%	-3.91%	4.99%	12.84%	12.43%	14.17%
8. AMP Capital Ethical Leaders Hedged Global Fixed Interest Fund	-1.89%	0.41%	-0.26%	4.54%	3.31%	3.10%	4.75%
9. Fisher Funds New Zealand Fixed Income Trust	-0.97%	1.87%	-0.26%	4.37%	5.52%	4.55%	-
10. Vanguard International Shares Select Exclusions Index Fund	-8.73%	-9.60%	-8.53%	4.19%	8.32%	-	-

Table 4.

12 Month Performance - Index Funds	1m	3m	6m	1y	3y	5y	10y
1. Smartshares US Large Growth Fund	-5.77%	-1.88%	0.58%	15.50%	15.11%	-	-
2. Smartshares US 500 Fund	-7.78%	-8.20%	-7.44%	5.93%	9.72%	-	-
3. AMP Capital Global Fixed Interest Index Fund	-1.10%	1.36%	0.58%	5.57%	-	-	-
4. Vanguard International Shares Select Exclusions Index Fund	-8.73%	-9.60%	-8.53%	4.19%	8.32%	-	-
5. AMP Capital NZ Shares Index Fund	-13.04%	-14.79%	-10.32%	-0.23%	-	-	-
6. Smartshares Total World Fund	-10.92%	-12.76%	-11.15%	-0.88%	5.20%	-	-
7. Smartshares NZ Property Fund	-19.65%	-19.60%	-19.38%	-2.09%	9.40%	-	-
8. Smartshares US Mid Cap Fund	-14.26%	-14.10%	-15.07%	-3.78%	4.84%	-	-
9. Smartshares Europe Fund	-11.90%	-15.91%	-13.30%	-4.33%	2.11%	-	-
10. Smartshares Emerging Markets Fund	-10.00%	-13.33%	-9.48%	-4.68%	1.79%	-	-