

INVESTNOW FUND

PERFORMANCE REPORT

29 FEBRUARY 2020

Past performance is not a guarantee of future returns. InvestNow does not provide personalised investment advice. If you require investment advice please contact a financial advisor. Full and detailed performance data can be viewed on our website by InvestNow customers.

Website: investnow.co.nz | Phone: 0800 499 466 | Email: contact@investnow.co.nz



REPORT INFORMATION

Aim of report:

This report is aimed to provide an overview of recent short-term performance of the funds hosted on InvestNow. Please note, past performance is not a guarantee of future returns. Returns are after fees, before tax and denominated in NZD. Performance figures over 1 year are annualised.


Access to full historical fund performance data:

For full historical fund performance data, please visit our website, **log in to your investor profile** and select the 'Fund Selector' tab (pictured below). If you don't have an account with us yet, **create your free online account** by going to our website and selecting 'Join' in the top-right corner - it only takes a few minutes to set up.

Website: investnow.co.nz

Phone: 0800 499 466

Email: contact@investnow.co.nz



Grow and manage your investments online.

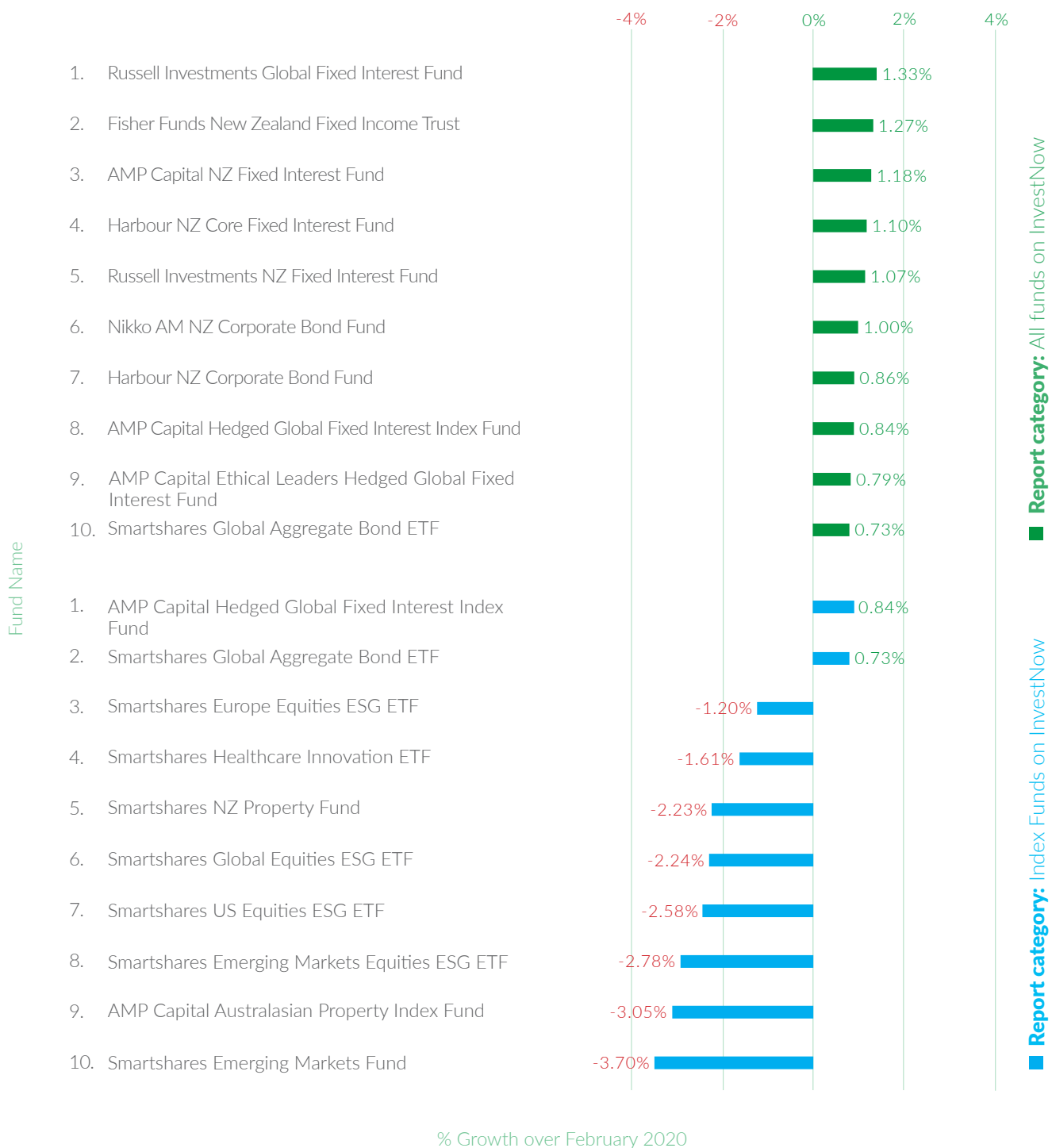
investnow.co.nz

TOP TEN PERFORMING FUNDS – FEBRUARY

Report type: 1 month performance

Report period: 1 month period ending 29/02/2020

The below graph represents the top ten performing funds of the previous month—All Funds & Index Funds.

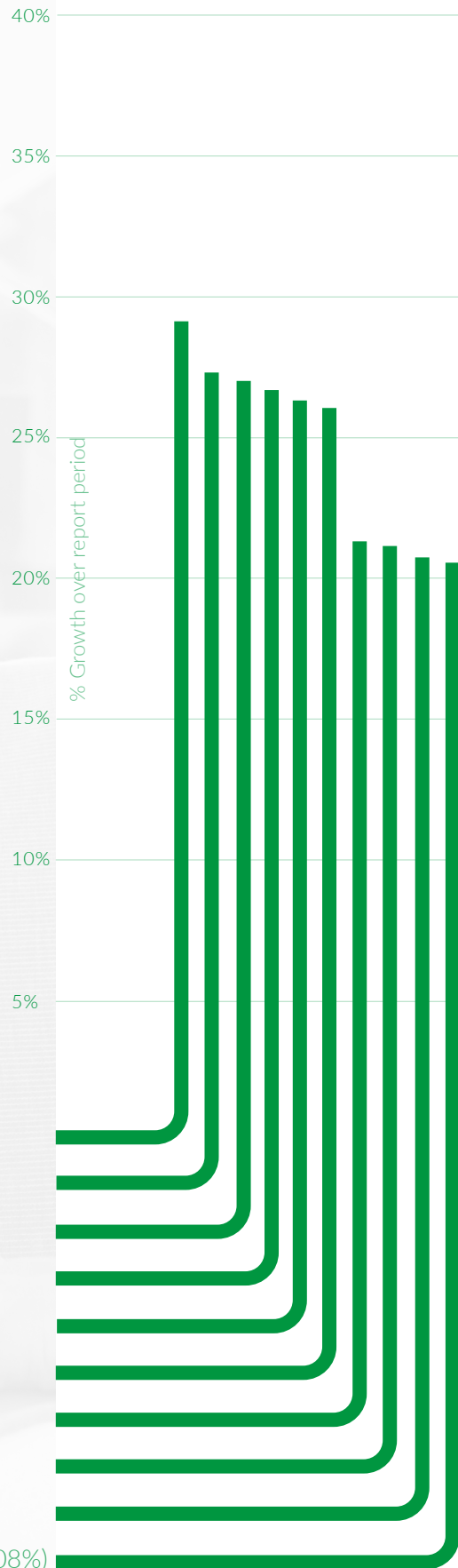


TOP TEN PERFORMING FUNDS

Report category: All funds on InvestNow
Report type: 12 month performance
Report period: 12m period ending 29/02/2020
 This graph represents the top ten performing funds of the previous 12 month period.



1. Salt Enhanced Property Fund (29.31%)
2. OneAnswer Property Securities Fund (26.79%)
3. Harbour Real Estate Investment Fund (26.63%)
4. Smartshares NZ Property Fund (26.52%)
5. Mint Australasian Property Fund (26.31%)
6. Smartshares US Large Growth Fund (26.17%)
7. AMP Capital NZ Shares Index Fund (21.39%)
8. Fisher Funds New Zealand Growth Fund (21.38%)
9. Fisher Funds Trans Tasman Equity Trust (21.23%)
10. AMP Capital Australasian Property Index Fund (21.08%)



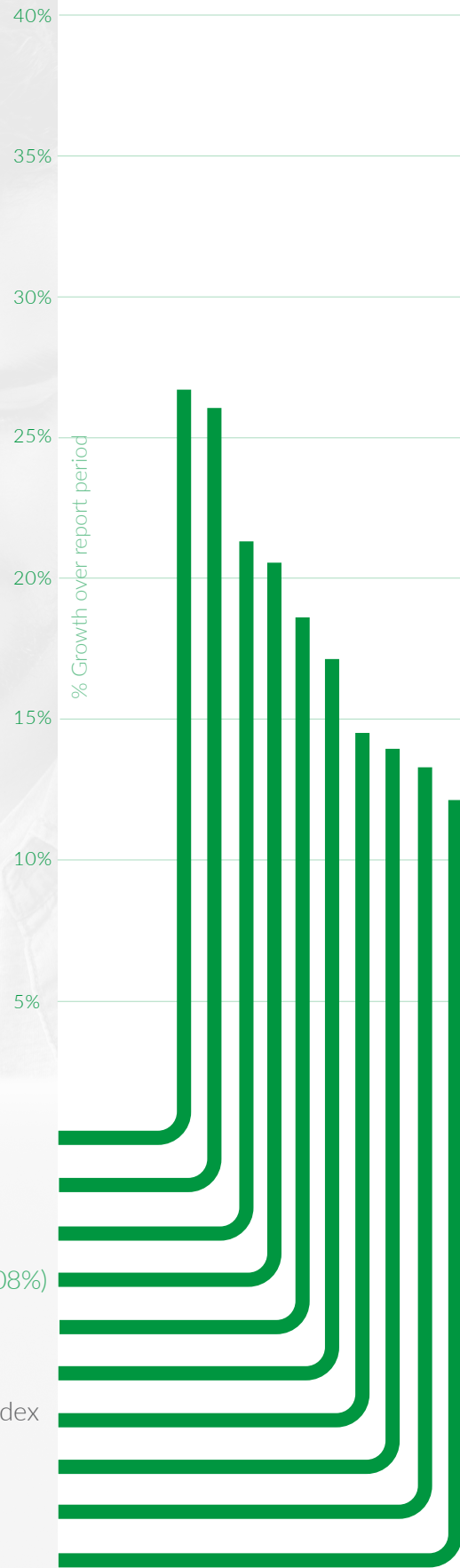
TOP TEN PERFORMING INDEX FUNDS

Report category: Index Funds on InvestNow

Report type: 12 month performance

Report period: 12m period ending 29/02/2020

This graph represents the top ten performing Index funds of the previous 12 month period.



1. Smartshares NZ Property Fund (26.52%)
2. Smartshares US Large Growth Fund (26.17%)
3. AMP Capital NZ Shares Index Fund (21.39%)
4. AMP Capital Australasian Property Index Fund (21.08%)
5. Smartshares NZ Top 50 Fund (18.69%)
6. Smartshares US 500 Fund (16.82%)
7. Vanguard International Shares Select Exclusions Index Fund (15.68%)
8. Smartshares NZ Mid Cap Fund (14.28%)
9. Smartshares US Mid Cap Fund (13.36%)
10. Smartshares Total World Fund (12.21%)

PERFORMANCE TABLES

Past performance is not a guarantee of future returns. All return figures are after fees, before tax and denominated in NZD. Performance figures from 1 to 10 years are annualised. Performance period ending 29 February 2020.

Table 1.

February Performance - All Funds	1m	3m	6m	1y	3y	5y	10y
1. Russell Investments Global Fixed Interest Fund	1.33%	3.18%	2.53%	9.75%	5.06%	4.49%	-
2. Fisher Funds New Zealand Fixed Income Trust	1.27%	1.54%	0.66%	7.38%	6.01%	4.87%	-
3. AMP Capital NZ Fixed Interest Fund	1.18%	1.39%	0.48%	6.46%	5.47%	4.81%	5.57%
4. Harbour NZ Core Fixed Interest Fund	1.10%	1.29%	0.49%	5.63%	4.81%	4.64%	-
5. Russell Investments NZ Fixed Interest Fund	1.07%	1.25%	0.38%	6.00%	5.22%	4.77%	-
6. Nikko AM NZ Corporate Bond Fund	1.00%	1.57%	0.88%	6.96%	5.95%	5.34%	6.14%
7. Harbour NZ Corporate Bond Fund	0.86%	1.27%	0.76%	5.70%	4.84%	4.55%	5.10%
8. AMP Capital Hedged Global Fixed Interest Index Fund	0.84%	2.19%	1.11%	8.57%	-	-	-
9. AMP Capital Ethical Leaders Hedged Global Fixed Interest Fund	0.79%	2.10%	1.19%	8.26%	4.06%	3.54%	5.03%
10. Smartshares Global Aggregate Bond ETF	0.73%	1.93%	-0.01%	-	-	-	-

Table 2.

February Performance - Index Funds	1m	3m	6m	1y	3y	5y	10y
1. AMP Capital Hedged Global Fixed Interest Index Fund	0.84%	2.19%	1.11%	8.57%	-	-	-
2. Smartshares Global Aggregate Bond ETF	0.73%	1.93%	-0.01%	-	-	-	-
3. Smartshares Europe Equities ESG ETF	-1.20%	-2.37%	4.66%	-	-	-	-
4. Smartshares Healthcare Innovation ETF	-1.61%	-0.79%	5.93%	-	-	-	-
5. Smartshares NZ Property Fund	-2.23%	2.26%	1.00%	26.52	17.64	-	-
6. Smartshares Global Equities ESG ETF	-2.24%	0.00%	5.31%	-	-	-	-
7. Smartshares US Equities ESG ETF	-2.58%	-0.44%	6.07%	-	-	-	-
8. Smartshares Emerging Markets Equities ESG ETF	-2.78%	-3.00%	3.45%	-	-	-	-
9. AMP Capital Australasian Property Index Fund	-3.05%	0.61%	0.18%	21.08%	14.33%	11.90%	-
10. Smartshares Emerging Markets Fund	-3.70%	-4.41%	2.93%	6.77%	7.28%	-	-

PERFORMANCE TABLES

Past performance is not a guarantee of future returns. All return figures are after fees, before tax and denominated in NZD. Performance figures from 1 to 10 years are annualised. Performance period ending 29 February 2020.

Table 3.

12 Month Performance - All Funds	1m	3m	6m	1y	3y	5y	10y
1. Salt Enhanced Property Fund	-2.23%	2.86%	3.31%	29.31%	17.60%	14.06%	-
2. OneAnswer Property Securities Fund	-2.56%	3.78%	3.97%	26.79%	15.88%	12.63%	13.92%
3. Harbour Real Estate Investment Fund	-1.57%	3.95%	2.29%	26.63%	-	-	-
4. Smartshares NZ Property Fund	-2.23%	2.26%	1.00%	26.52%	17.64%	-	-
5. Mint Australasian Property Fund	-2.10%	2.93%	2.60%	26.31%	15.50%	12.00%	12.79%
6. Smartshares US Large Growth Fund	-4.64%	1.65%	6.53%	26.17%	18.56%	-	-
7. AMP Capital NZ Shares Index Fund	-3.88%	-0.48%	4.93%	21.39%	-	-	-
8. Fisher Funds New Zealand Growth Fund	-4.85%	-1.48%	9.11%	21.38%	17.30%	14.95%	15.42%
9. Fisher Funds Trans Tasman Equity Trust	-5.77%	-2.35%	5.70%	21.23%	15.59%	12.98%	12.35%
10. AMP Capital Australasian Property Index Fund	-3.05%	0.61%	0.18%	21.08%	14.33%	11.90%	-

Table 4.

12 Month Performance - Index Funds	1m	3m	6m	1y	3y	5y	10y
1. Smartshares NZ Property Fund	-2.23%	2.26%	1.00%	26.52%	17.64%	-	-
2. Smartshares US Large Growth Fund	-4.64%	1.65%	6.53%	26.17%	18.56%	-	-
3. AMP Capital NZ Shares Index Fund	-3.88%	-0.48%	4.93%	21.39%	-	-	-
4. AMP Capital Australasian Property Index Fund	-3.05%	0.61%	0.18%	21.08%	14.33%	11.90%	-
5. Smartshares NZ Top 50 Fund	-4.81%	-2.05%	3.39%	18.69%	16.65%	13.95%	14.00%
6. Smartshares US 500 Fund	-6.42%	-3.64%	2.60%	16.82%	13.44%	-	-
7. Vanguard International Shares Select Exclusions Index Fund	-4.28%	-2.75%	2.98%	15.68%	13.33%	-	-
8. Smartshares NZ Mid Cap Fund	-7.19%	-3.00%	0.45%	14.28%	16.83%	14.13%	15.44%
9. Smartshares US Mid Cap Fund	-5.57%	-4.19%	0.77%	13.36%	10.73%	-	-
10. Smartshares Total World Fund	-5.93%	-5.18%	2.31%	12.21%	10.30%	-	-