

# INVESTNOW FUND

# PERFORMANCE REPORT

31 August 2021

Past performance is not a guarantee of future returns. InvestNow does not provide personalised investment advice. If you require investment advice please contact a financial advisor. Full and detailed performance data can be viewed on our website by InvestNow customers.

Website: [investnow.co.nz](https://investnow.co.nz) | Phone: 0800 499 466 | Email: [contact@investnow.co.nz](mailto:contact@investnow.co.nz)



# REPORT INFORMATION

## Aim of report:

This report is aimed to provide an overview of recent short-term performance of the funds hosted on InvestNow. Please note, past performance is not a guarantee of future returns. Returns are after fees, before tax and denominated in NZD. Performance figures over 1 year are annualised.


## Access to full historical fund performance data:

For full historical fund performance data, please visit our website, **log in to your investor profile** and select the 'Fund Selector' tab (pictured below). If you don't have an account with us yet, **create your online account** by going to our website and selecting 'Join' in the top-right corner - it only takes a few minutes to set up.

Website: [investnow.co.nz](https://investnow.co.nz)

Phone: 0800 499 466

Email: [contact@investnow.co.nz](mailto:contact@investnow.co.nz)



**Grow and manage your investments online.**

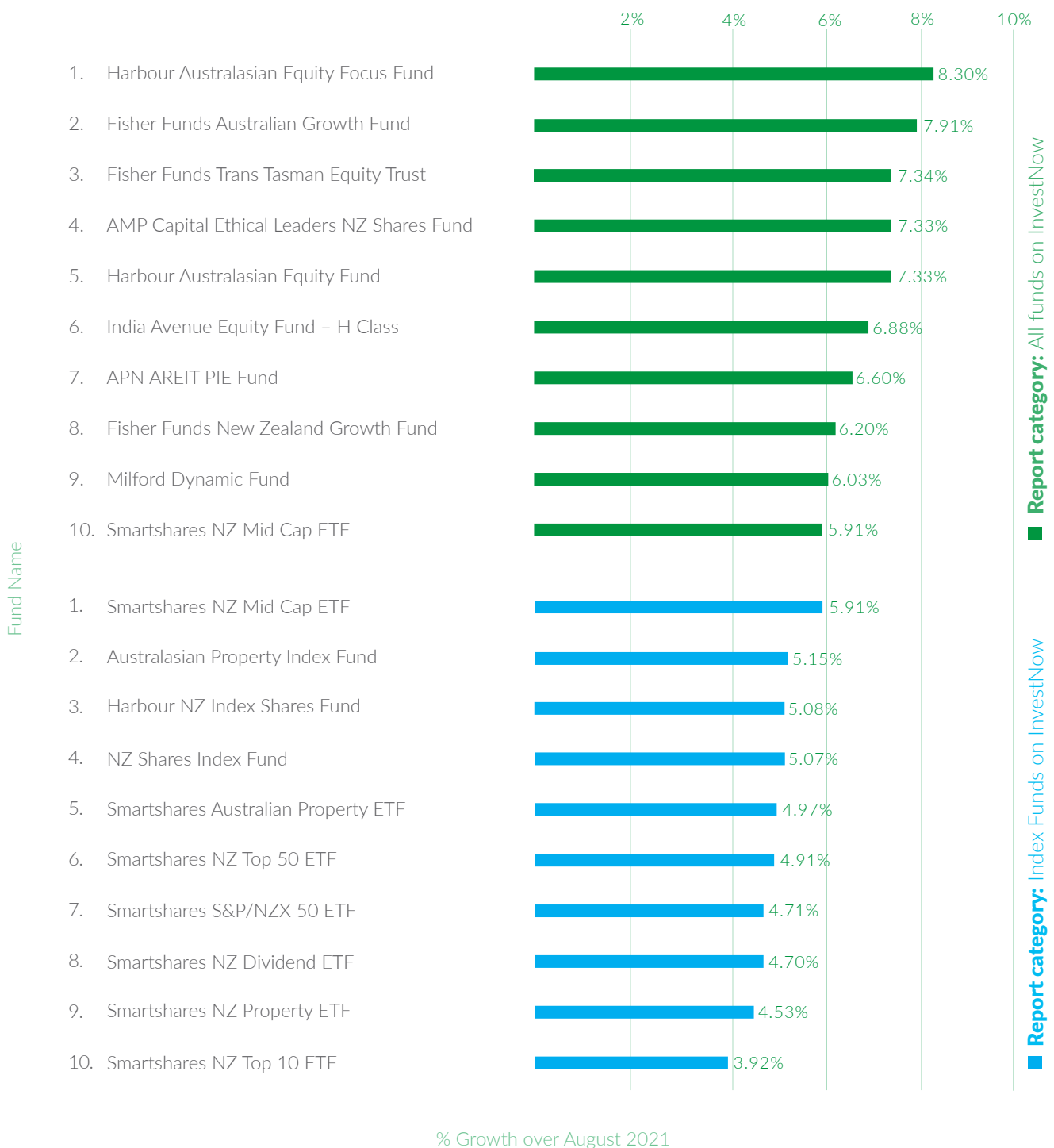
[investnow.co.nz](https://investnow.co.nz)

# TOP TEN PERFORMING FUNDS – August

**Report type:** 1 month performance

**Report period:** 1 month period ending 31/08/2021

The below graph represents the top ten performing funds of the previous month—All Funds & Index Funds.



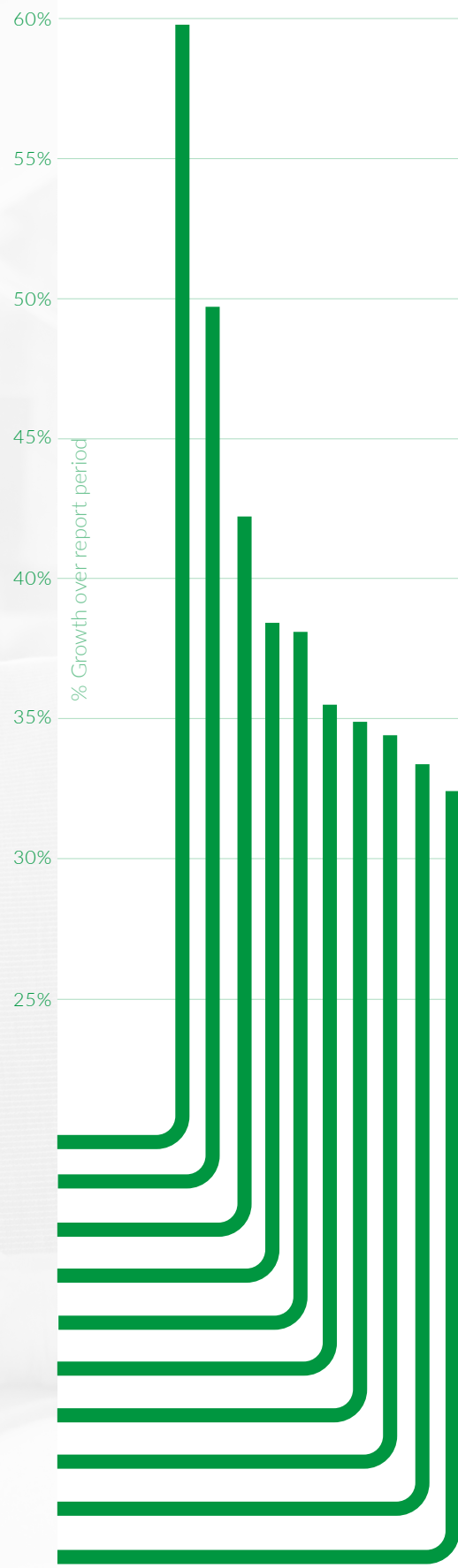
# TOP TEN PERFORMING FUNDS

**Report category:** All funds on InvestNow

**Report type:** 12 month performance

**Report period:** 12m period ending 31/08/2021

This graph represents the top ten performing funds of the previous 12 month period.



1. India Avenue Equity Fund – H Class (59.88%)
2. Elevation Capital Global Shares Fund (49.77%)
3. Pie Growth UK & Europe Fund (42.66%)
4. Pathfinder Global Water Fund (38.54%)
5. Smartshares US Small Cap ETF (38.16%)
6. Smartshares Australian Financials ETF (35.69%)
7. Milford Dynamic Fund (34.98%)
8. Salt Long Short Fund (34.26%)
9. Nikko AM Global Shares Hedged Fund (33.59%)
10. Smartshares US Mid Cap ETF (32.73%)

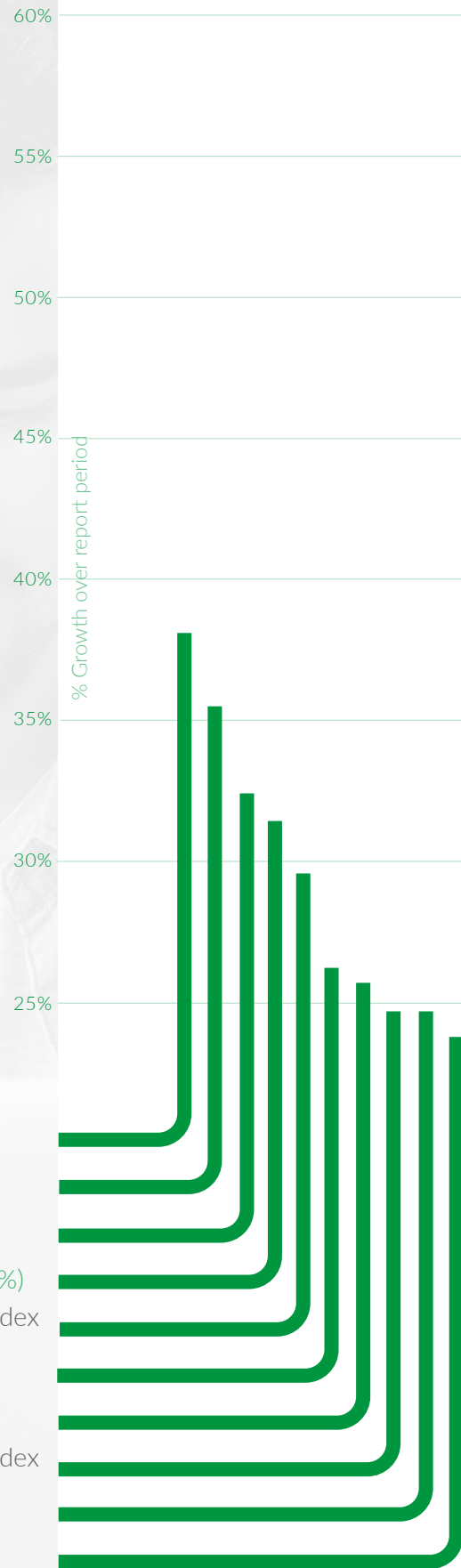
# TOP TEN PERFORMING INDEX FUNDS

**Report category:** Index Funds on InvestNow

**Report type:** 12 month performance

**Report period:** 12m period ending 31/08/2021

This graph represents the top ten performing Index funds of the previous 12 month period.



1. Smartshares US Small Cap ETF (38.16%)
2. Smartshares Australian Financials ETF (35.69%)
3. Smartshares US Mid Cap ETF (32.73%)
4. Smartshares Automation and Robotics ETF (31.62%)
5. Vanguard International Shares Select Exclusions Index Fund (Hedged) - NZD Class (29.44%)
6. Smartshares US Large Value ETF (26.45%)
7. All Country Global Shares Index Fund (25.91%)
8. Vanguard International Shares Select Exclusions Index Fund (24.64%)
9. Smartshares US 500 ETF (24.62%)
10. Smartshares Europe ETF (23.74%)

# PERFORMANCE TABLES

Past performance is not a guarantee of future returns. All return figures are after fees, before tax and denominated in NZD. Performance figures from 1 to 10 years are annualised. Performance period ending 31 August 2021.

**Table 1.**

August Performance - All Funds	1m	3m	6m	1y	3y	5y	10y
1. Harbour Australasian Equity Focus Fund	8.30%	10.99%	15.59%	25.93%	13.31%	16.86%	-
2. Fisher Funds Australian Growth Fund	7.91%	11.89%	19.77%	32.39%	15.90%	14.55%	11.46%
3. Fisher Funds Trans Tasman Equity Trust	7.34%	11.52%	16.33%	23.48%	17.97%	15.86%	15.79%
4. AMP Capital Ethical Leaders NZ Shares Fund	7.33%	10.42%	13.16%	16.24%	17.40%	15.06%	-
5. Harbour Australasian Equity Fund	7.33%	10.35%	13.12%	14.36%	11.93%	14.24%	15.52%
6. India Avenue Equity Fund – H Class	6.88%	16.46%	29.60%	59.88%	9.51%	-	-
7. APN AREIT PIE Fund	6.60%	9.95%	18.54%	28.43%	3.51%	-	-
8. Fisher Funds New Zealand Growth Fund	6.20%	10.10%	13.96%	18.28%	18.45%	16.97%	17.79%
9. Milford Dynamic Fund	6.03%	8.57%	15.43%	34.98%	16.09%	16.10%	-
10. Smartshares NZ Mid Cap ETF	5.91%	7.26%	12.67%	23.39%	13.75%	14.51%	17.27%

**Table 2.**

August Performance - Index Funds	1m	3m	6m	1y	3y	5y	10y
1. Smartshares NZ Mid Cap ETF	5.91%	7.26%	12.67%	23.39%	13.75%	14.51%	17.27%
2. Australasian Property Index Fund	5.15%	9.80%	15.78%	22.32%	12.50%	9.31%	-
3. Harbour NZ Index Shares Fund	5.08%	6.69%	8.42%	19.98%	11.62%	11.47%	-
4. NZ Shares Index Fund	5.07%	7.41%	8.36%	11.06%	12.82%	-	-
5. Smartshares Australian Property ETF	4.97%	7.05%	18.97%	21.95%	7.26%	7.00%	-
6. Smartshares NZ Top 50 ETF	4.91%	6.78%	9.87%	20.77%	14.14%	13.64%	15.76%
7. Smartshares S&P/NZX 50 ETF	4.71%	7.52%	8.93%	10.08%	-	-	-
8. Smartshares NZ Dividend ETF	4.70%	5.84%	9.20%	22.32%	11.07%	8.86%	-
9. Smartshares NZ Property ETF	4.53%	8.60%	10.81%	17.50%	15.57%	11.24%	-
10. Smartshares NZ Top 10 ETF	3.92%	7.20%	6.98%	1.77%	12.02%	11.12%	14.08%

# PERFORMANCE TABLES

Past performance is not a guarantee of future returns. All return figures are after fees, before tax and denominated in NZD. Performance figures from 1 to 10 years are annualised. Performance period ending 31 August 2021.

**Table 3.**

12 Month Performance - All Funds	1m	3m	6m	1y	3y	5y	10y
1. India Avenue Equity Fund – H Class	6.88%	16.46%	29.60%	59.88%	9.51%	-	-
2. Elevation Capital Global Shares Fund	1.45%	7.21%	19.35%	49.77%	15.50%	12.86%	10.79%
3. Pie Growth UK & Europe Fund	-1.06%	0.99%	13.25%	42.66%	14.69%	-	-
4. Pathfinder Global Water Fund	1.79%	9.75%	23.00%	38.54%	15.99%	13.11%	13.12%
5. Smartshares US Small Cap ETF	1.54%	5.07%	12.75%	38.16%	9.61%	13.79%	-
6. Smartshares Australian Financials ETF	2.87%	-0.17%	12.22%	35.69%	4.53%	6.82%	-
7. Milford Dynamic Fund	6.03%	8.57%	15.43%	34.98%	16.09%	16.10%	-
8. Salt Long Short Fund	0.57%	0.88%	11.53%	34.26%	8.38%	6.77%	-
9. Nikko AM Global Shares Hedged Fund	2.24%	5.66%	11.74%	33.59%	-	-	-
10. Smartshares US Mid Cap ETF	2.43%	9.15%	20.60%	32.73%	13.07%	14.88%	-

**Table 4.**

12 Month Performance - Index Funds	1m	3m	6m	1y	3y	5y	10y
1. Smartshares US Small Cap ETF	1.54%	5.07%	12.75%	38.16%	9.61%	13.79%	-
2. Smartshares Australian Financials ETF	2.87%	-0.17%	12.22%	35.69%	4.53%	6.82%	-
3. Smartshares US Mid Cap ETF	2.43%	9.15%	20.60%	32.73%	13.07%	14.88%	-
4. Smartshares Automation and Robotics ETF	2.70%	12.56%	13.49%	31.62%	-	-	-
5. Vanguard International Shares Select Exclusions Index Fund (Hedged) - NZD Class	2.72%	6.91%	17.26%	29.44%	14.10%	-	-
6. Smartshares US Large Value ETF	2.17%	4.64%	19.07%	26.45%	8.42%	12.07%	-
7. All Country Global Shares Index Fund	1.87%	6.14%	14.42%	25.91%	12.37%	-	-
8. Vanguard International Shares Select Exclusions Index Fund	1.70%	9.22%	20.19%	24.64%	13.24%	-	-
9. Smartshares US 500 ETF	3.46%	10.96%	24.31%	24.62%	14.96%	17.23%	-
10. Smartshares Europe ETF	1.72%	6.33%	20.59%	23.74%	7.37%	10.07%	-