

## Fund Update

For the quarter ended 30 September 2021

- InvestNow KiwiSaver Scheme
- InvestNow Salt Enhanced Property Fund

This fund update was first made publicly available on: 29 October 2021

### What is the purpose of this update?

This document tells you how the InvestNow Salt Enhanced Property Fund has performed and what fees were charged. The document will help you to compare the fund with other funds. Implemented Investment Solutions Limited prepared this update in accordance with the Financial Markets Conduct Act 2013. This information is not audited and may be updated.

### Description of this fund

**Objective:** aims to outperform (after fees and expenses but before tax) the S&P/NZX All Real Estate (Industry Group) Gross Index over a full market cycle.

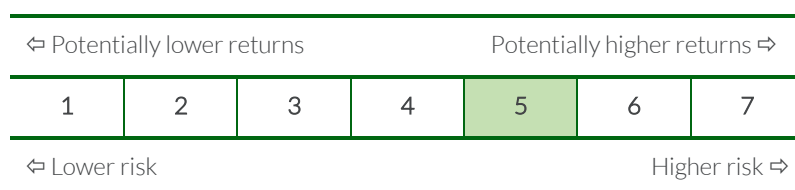
**Strategy:** provides exposure to an actively managed portfolio of shares of New Zealand and Australian property trusts, companies and other property related securities with exposure to property and property-related sectors.

Total value of the fund	\$NZ 400,948
Number of members in the fund	73
The date the fund started	5 October 2020



### What are the risks of investing?

Risk indicator for the InvestNow Salt Enhanced Property Fund<sup>1</sup>.



The risk indicator is rated from 1 (low) to 7 (high). The rating reflects how much the value of the fund's assets goes up and down. A higher risk generally means higher potential returns over time, but more ups and downs along the way.

To help you clarify your own attitude to risk, you can seek financial advice or work out your risk profile at <https://sorted.org.nz/>.

Note that even the lowest category does not mean a risk-free investment, and there are other risks that are not captured by this rating.

This risk indicator is not a guarantee of a fund's future performance. The risk indicator is based on the returns data for 5 years to 30 September 2021. While risk indicators are usually relatively stable, they do shift from time to time. The risk indicator will continue to be updated in future fund updates.

See the product disclosure statement (PDS) for more information about the risks associated with investing in this fund.

## How has the fund performed?

	Past year
Annual return (after deductions for charges and tax)	Not applicable
Annual return (after deductions for charges but before tax)	Not applicable
Market index annual return (reflects no deduction for charges and tax)	10.24%

The market index return is the S&P/NZX All Real Estate (Industry Group) Gross Index. This has been the market index since the inception of the fund. Additional information about the market index is available on the offer register at <https://disclose-register.companiesoffice.govt.nz>.

## What fees are investors charged?

Investors in the InvestNow Salt Enhanced Property Fund are charged fund charges which are:

	% of net asset value (including GST)
Total fund charges (estimate) <sup>ii</sup>	1.15%
<b>Which are made up of:</b>	
Total manager and administration charges	1.10%
<b>Including:</b>	
Manager's basic fee	0.88%
Other management and administration charges	0.22%
Total performance-based fees	0.05%

Investors may also be charged individual action fees for specific actions or decisions (for example, for withdrawing from or switching funds). See the PDS for the InvestNow KiwiSaver Scheme Property Funds on the offer register at <https://disclose-register.companiesoffice.govt.nz> for more information about those fees.

## Example of how this applies to an investor

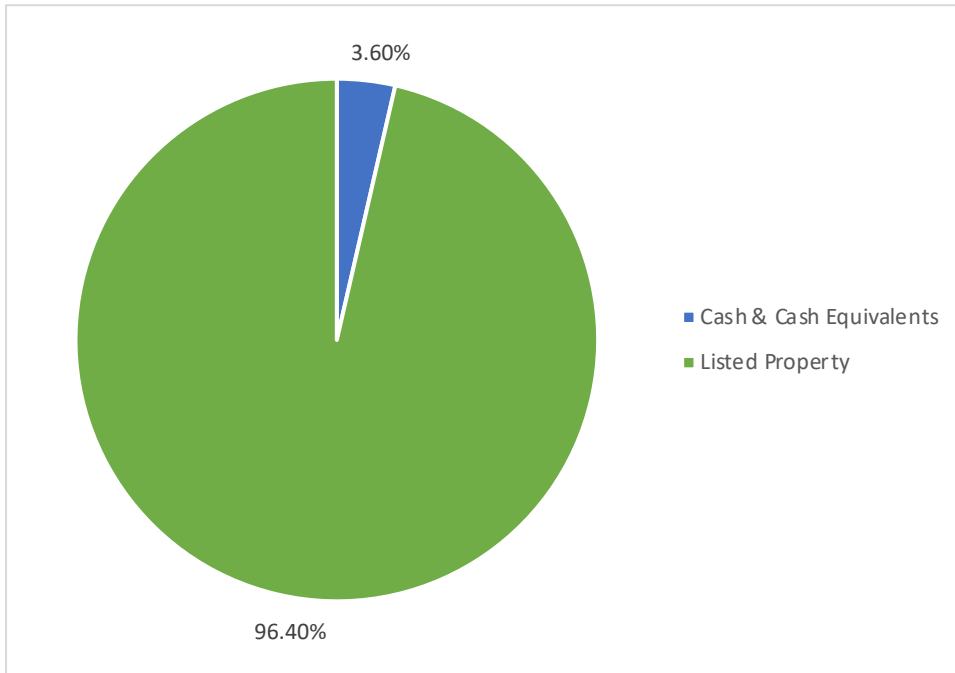
Small differences in fees and charges can have a big impact on your investment over the long term.

Anthony had \$10,000 in the fund on the first day of the month following the funds receipt of its first contribution, 1 November 2020, and did not make any further contributions. At the end of the period to 30 September 2021, Anthony received a return after fund charges were deducted of \$849 (that is 8.49% of his initial \$10,000). This gives Anthony a total return after tax of \$829 for the period.

### What does the fund invest in?

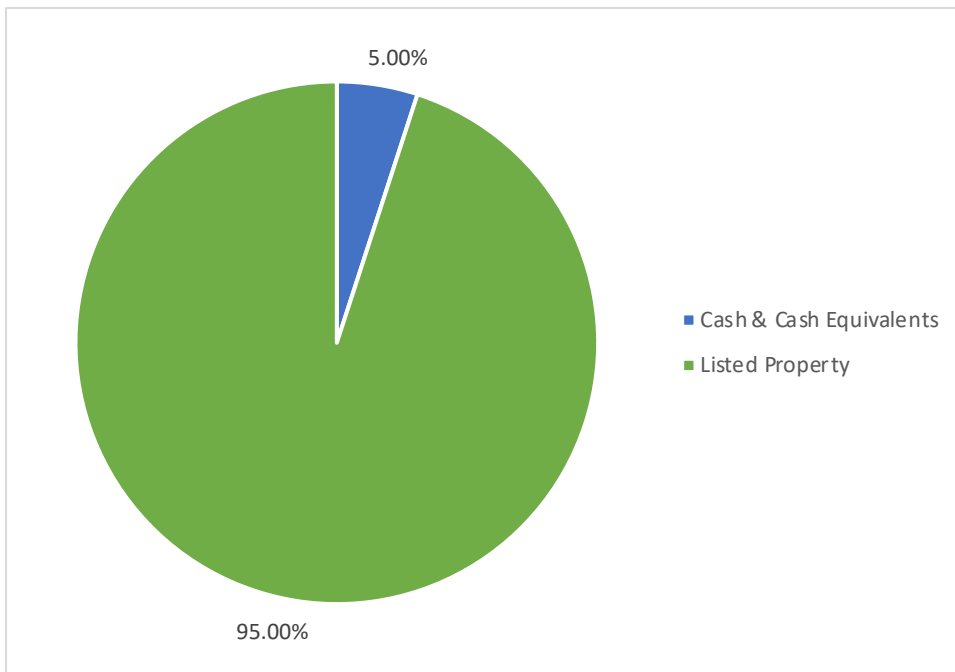
This shows the types of assets that the fund invests in.

#### Actual investment mix



The fund targets a position of fully hedging foreign currency exposure, although this may be partially hedged or completely unhedged at the Underlying Fund Manager's discretion.

#### Target investment mix



## Top 10 investments

	Name	% of Fund net assets	Type	Country	Credit rating (if applicable)
1	Salt Enhanced Property Fund	100.00%	Listed property	NZ	N/A
2					
3					
4					
5					
6					
7					
8					
9					
10					

The top 10 investments make up 100.00% of the net asset value of the fund.

## Key personnel

This shows the directors and employees who have the most influence on the investment decisions of the fund.

Name	Current position	Time in current position	Previous or other current position	Time in previous or other current position
Mike Heath	Investment Committee Member	1 years 6 months	General Manager, InvestNow	3 years 6 months
Anthony Edmonds	Investment Committee Member	1 years 6 months	Managing Director, Implemented Investment Solutions	10 years 10 months
Anthony Sowerby	Investment Committee Member	1 years 6 months	Commercial Manager, InvestNow	2 years 0 months
Rachel Weld	Investment Committee Member	1 years 6 months	Principal Consultant, Implemented Investment Solutions	1 years 7 months

## Further information

You can also obtain this information, the PDS for the InvestNow KiwiSaver Scheme Property Funds, and some additional information from the offer register at <https://disclose-register.companiesoffice.govt.nz>.

## Notes

- A combination of actual fund returns and market index returns have been used to determine the risk indicator as the fund has not been operating for the required five years. The risk indicator may therefore provide a less reliable indicator of the fund's future volatility. Market index returns have been used until 31 October 2020 and fund returns thereafter.
- As the InvestNow Salt Enhanced Property Fund only started accepting contributions on 5 October 2020 historical fee information is not available. The fund charges represent our best estimates of the fees and expenses that will be charged to the fund. These have been estimated using information provided by the underlying fund manager and by reference to the underlying fund's disclosure documents.