

INVESTNOW FUND

PERFORMANCE REPORT

31 December 2021

Past performance is not a guarantee of future returns. InvestNow does not provide personalised investment advice. If you require investment advice please contact a financial advisor. Full and detailed performance data can be viewed on our website by InvestNow customers.

Website: investnow.co.nz | Phone: 0800 499 466 | Email: contact@investnow.co.nz



REPORT INFORMATION

Aim of report:

This report is aimed to provide an overview of recent short-term performance of the funds hosted on InvestNow. Please note, past performance is not a guarantee of future returns. Returns are after fees, before tax and denominated in NZD. Performance figures over 1 year are annualised.


Access to full historical fund performance data:

For full historical fund performance data, please visit our website, **log in to your investor profile** and select the 'Fund Selector' tab (pictured below). If you don't have an account with us yet, **create your online account** by going to our website and selecting 'Join' in the top-right corner - it only takes a few minutes to set up.

Website: investnow.co.nz

Phone: 0800 499 466

Email: contact@investnow.co.nz



Grow and manage your investments online.

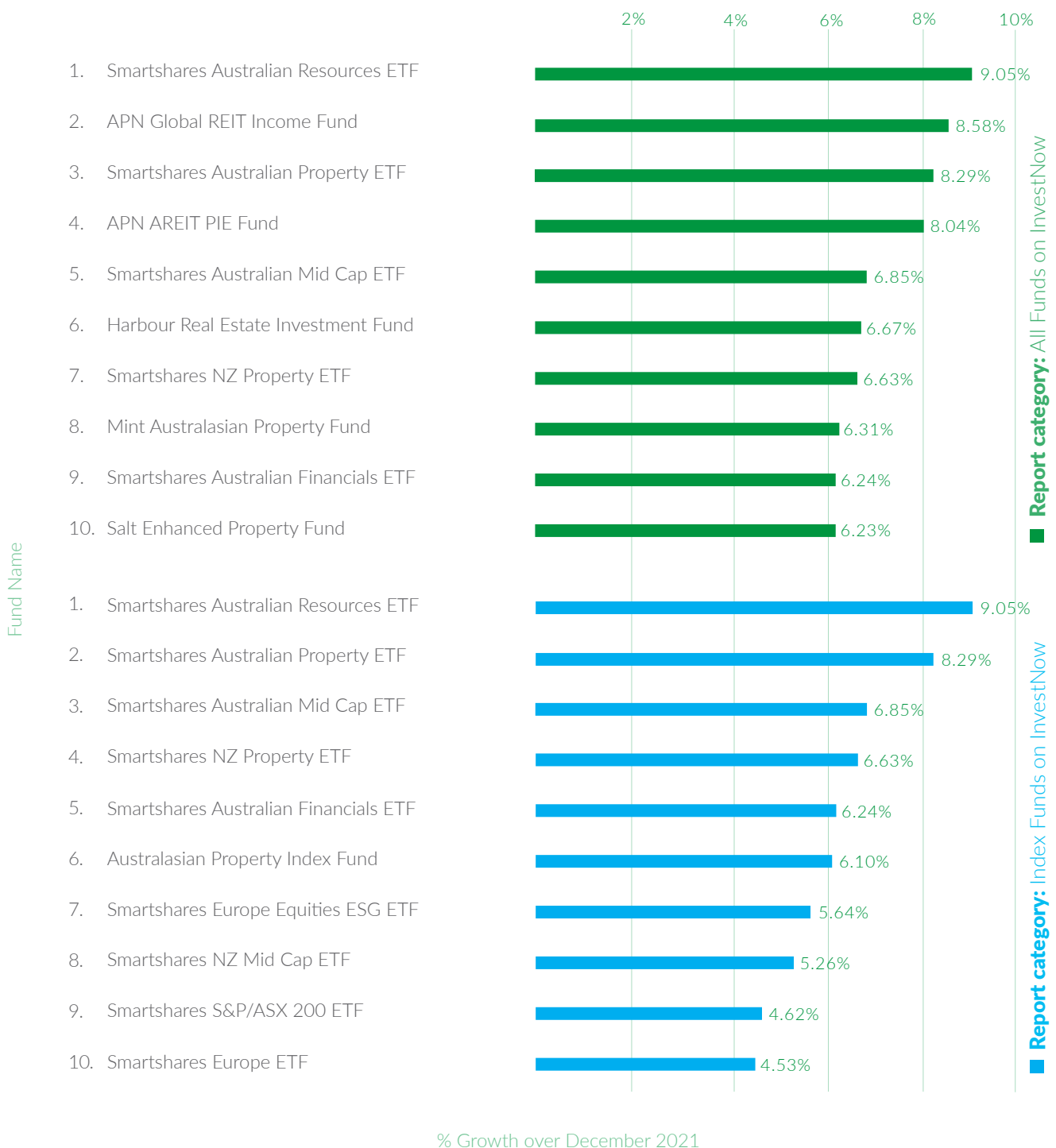
investnow.co.nz

TOP TEN PERFORMING FUNDS – December

Report type: 1 month performance

Report period: 1 month period ending 31/12/2021

The below graph represents the top ten performing funds of the previous month—All Funds & Index Funds.



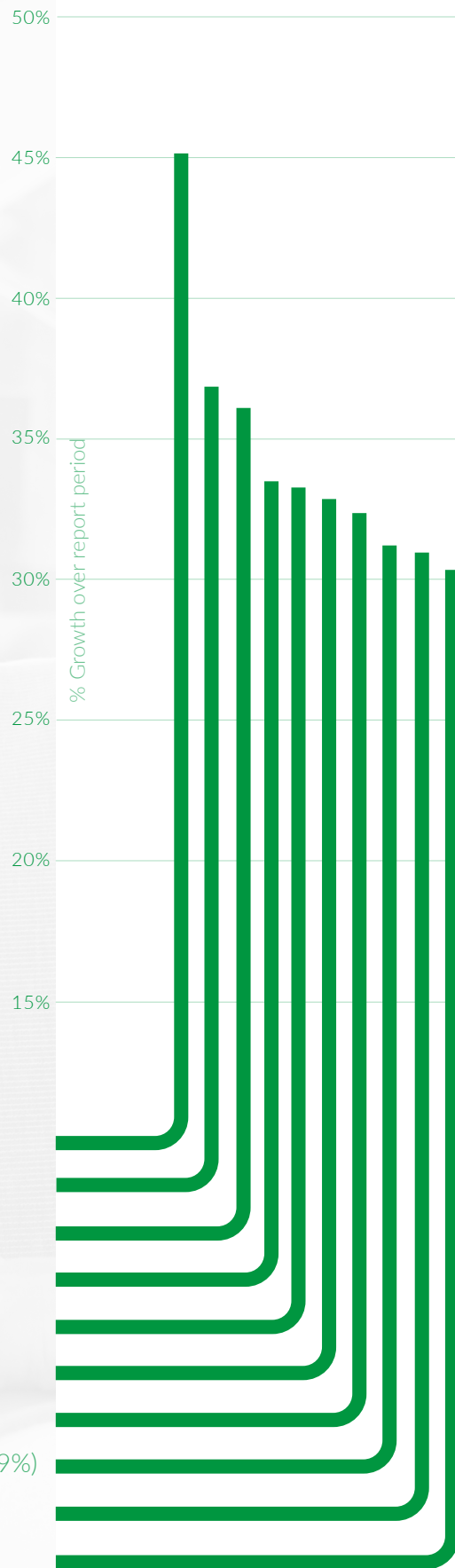
TOP TEN PERFORMING FUNDS

Report category: All Funds on InvestNow

Report type: 12 month performance

Report period: 12m period ending 31/12/2021

This graph represents the top ten performing funds of the previous 12 month period.



1. India Avenue Equity Fund - H Class (45.23%)
2. APN Global REIT Income Fund (37.03%)
3. Smartshares US 500 ETF (36.19%)
4. Smartshares US Large Growth ETF (33.64%)
5. Smartshares US Large Value ETF (33.48%)
6. Smartshares US Equities ESG ETF (33.04%)
7. Elevation Capital Global Shares Fund (32.52%)
8. AMP Capital Global Property Securities Fund (31.29%)
9. Ellerston Global Mid Small Cap Fund - Class A (31.03%)
10. Smartshares US Mid Cap ETF (30.42%)

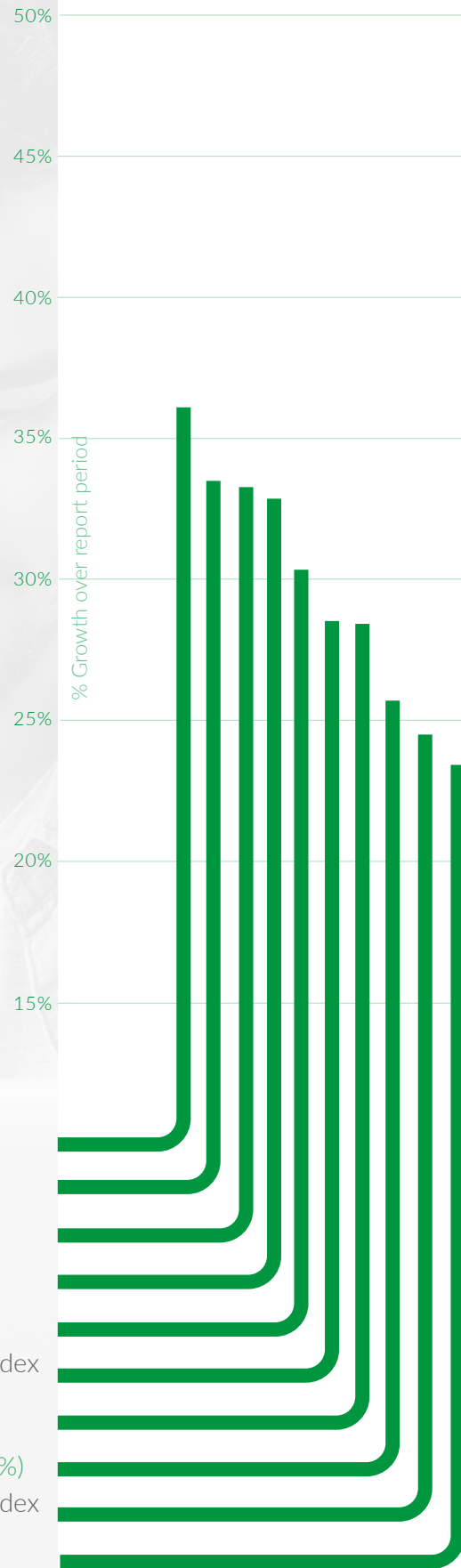
TOP TEN PERFORMING INDEX FUNDS

Report category: Index Funds on InvestNow

Report type: 12 month performance

Report period: 12m period ending 31/12/2021

This graph represents the top ten performing Index funds of the previous 12 month period.



1. Smartshares US 500 ETF (36.19%)
2. Smartshares US Large Growth ETF (33.64%)
3. Smartshares US Large Value ETF (33.48%)
4. Smartshares US Equities ESG ETF (33.04%)
5. Smartshares US Mid Cap ETF (30.42%)
6. Vanguard International Shares Select Exclusions Index Fund (28.63%)
7. Smartshares Global Equities ESG ETF (28.52%)
8. Smartshares Automation and Robotics ETF (25.78%)
9. Vanguard International Shares Select Exclusions Index Fund (Hedged) - NZD Class (24.45%)
10. Smartshares Australian Financials ETF (23.56%)

PERFORMANCE TABLES

Past performance is not a guarantee of future returns. All return figures are after fees, before tax and denominated in NZD. Performance figures from 1 to 10 years are annualised. Performance period ending 31 December 2021.

Table 1.

December Performance - All Funds	1m	3m	6m	1y	3y	5y	10y
1. Smartshares Australian Resources ETF	9.05%	13.08%	-1.45%	6.71%	14.32%	14.39%	-
2. APN Global REIT Income Fund	8.58%	11.11%	14.69%	37.03%	-	-	-
3. Smartshares Australian Property ETF	8.29%	9.79%	9.52%	20.14%	10.71%	11.50%	-
4. APN AREIT PIE Fund	8.04%	10.61%	14.00%	21.76%	6.99%	-	-
5. Smartshares Australian Mid Cap ETF	6.85%	9.42%	9.44%	20.98%	20.24%	14.14%	10.10%
6. Harbour Real Estate Investment Fund	6.67%	3.24%	6.92%	8.87%	14.60%	-	-
7. Smartshares NZ Property ETF	6.63%	1.24%	4.45%	1.94%	12.65%	12.89%	-
8. Mint Australasian Property Fund	6.31%	2.42%	6.30%	6.16%	12.79%	11.59%	12.56%
9. Smartshares Australian Financials ETF	6.24%	0.70%	2.23%	23.56%	11.43%	4.94%	-
10. Salt Enhanced Property Fund	6.23%	2.14%	5.23%	5.79%	14.21%	13.33%	-

Table 2.

December Performance - Index Funds	1m	3m	6m	1y	3y	5y	10y
1. Smartshares Australian Resources ETF	9.05%	13.08%	-1.45%	6.71%	14.32%	14.39%	-
2. Smartshares Australian Property ETF	8.29%	9.79%	9.52%	20.14%	10.71%	11.50%	-
3. Smartshares Australian Mid Cap ETF	6.85%	9.42%	9.44%	20.98%	20.24%	14.14%	10.10%
4. Smartshares NZ Property ETF	6.63%	1.24%	4.45%	1.94%	12.65%	12.89%	-
5. Smartshares Australian Financials ETF	6.24%	0.70%	2.23%	23.56%	11.43%	4.94%	-
6. Australasian Property Index Fund	6.10%	5.19%	8.93%	11.85%	12.80%	11.22%	-
7. Smartshares Europe Equities ESG ETF	5.64%	6.10%	4.67%	19.47%	-	-	-
8. Smartshares NZ Mid Cap ETF	5.26%	0.01%	4.79%	7.02%	13.18%	15.61%	17.47%
9. Smartshares S&P/ASX 200 ETF	4.62%	4.95%	2.86%	15.90%	-	-	-
10. Smartshares Europe ETF	4.53%	5.14%	4.29%	20.56%	13.74%	10.06%	-

PERFORMANCE TABLES

Past performance is not a guarantee of future returns. All return figures are after fees, before tax and denominated in NZD. Performance figures from 1 to 10 years are annualised. Performance period ending 31 December 2021.

Table 3.

12 Month Performance - All Funds	1m	3m	6m	1y	3y	5y	10y
1. India Avenue Equity Fund – H Class	2.39%	3.20%	18.84%	45.23%	16.58%	-	-
2. APN Global REIT Income Fund	8.58%	11.11%	14.69%	37.03%	-	-	-
3. Smartshares US 500 ETF	3.43%	10.86%	14.95%	36.19%	24.82%	17.62%	-
4. Smartshares US Large Growth ETF	0.47%	10.96%	14.78%	33.64%	32.99%	23.09%	-
5. Smartshares US Large Value ETF	3.92%	8.31%	10.51%	33.48%	16.63%	11.17%	-
6. Smartshares US Equities ESG ETF	3.19%	9.34%	13.04%	33.04%	-	-	-
7. Elevation Capital Global Shares Fund	2.25%	4.17%	3.35%	32.52%	22.06%	11.84%	10.60%
8. AMP Capital Global Property Securities Fund	4.72%	9.95%	11.27%	31.29%	14.73%	9.27%	11.56%
9. Ellerston Global Mid Small Cap Fund - Class A	4.07%	7.37%	7.81%	31.03%	27.17%	-	-
10. Smartshares US Mid Cap ETF	1.72%	6.86%	10.95%	30.42%	24.17%	14.76%	-

Table 4.

12 Month Performance - Index Funds	1m	3m	6m	1y	3y	5y	10y
1. Smartshares US 500 ETF	3.43%	10.86%	14.95%	36.19%	24.82%	17.62%	-
2. Smartshares US Large Growth ETF	0.47%	10.96%	14.78%	33.64%	32.99%	23.09%	-
3. Smartshares US Large Value ETF	3.92%	8.31%	10.51%	33.48%	16.63%	11.17%	-
4. Smartshares US Equities ESG ETF	3.19%	9.34%	13.04%	33.04%	-	-	-
5. Smartshares US Mid Cap ETF	1.72%	6.86%	10.95%	30.42%	24.17%	14.76%	-
6. Vanguard International Shares Select Exclusions Index Fund	3.37%	8.90%	10.44%	28.63%	21.47%	15.94%	-
7. Smartshares Global Equities ESG ETF	3.50%	8.99%	11.06%	28.52%	-	-	-
8. Smartshares Automation and Robotics ETF	2.67%	10.11%	13.76%	25.78%	-	-	-
9. Vanguard International Shares Select Exclusions Index Fund (Hedged) - NZD Class	4.12%	8.31%	8.95%	24.45%	21.01%	14.69%	-
10. Smartshares Australian Financials ETF	6.24%	0.70%	2.23%	23.56%	11.43%	4.94%	-