

Fund Update

For the quarter ended 31 March 2024

- InvestNow KiwiSaver Scheme
- InvestNow Foundation Series Total World Fund



This fund update was made publicly available on: 13 February 2026

This is a replacement fund update. It replaces the previous fund update for the quarter ending 31 March 2024, first made publicly available on 30 April 2024. This replacement has altered the wording under "What fees are investors charged" to change "entry fee" and "exit fee" to "buy transaction fee" and "sell transaction fee" to align with the wording in the PDS.

What is the purpose of this update?

This document tells you how the InvestNow Foundation Series Total World Fund has performed and what fees were charged. The document will help you to compare the fund with other funds. FundRock NZ Limited prepared this update in accordance with the Financial Markets Conduct Act 2013. This information is not audited and may be updated.

Description of this fund

Objective: aims to provide returns that are broadly in line with the return of the underlying fund's investment benchmark before fees and tax over the long-term.

Strategy: provides exposure to a single sector fund that invests into an ETF that in turn invests in shares of large, mid-sized and small companies listed on international stock markets.

Total value of the fund	\$15,158,154.45
Number of members in the fund	555
The date the fund started	17 February 2023

What are the risks of investing?

Risk indicator for the InvestNow Foundation Series Total World Fundⁱ.

⇐ Potentially lower returns				Potentially higher returns ⇒		
1	2	3	4	5	6	7
⇐ Lower risk				Higher risk ⇒		

The risk indicator is rated from 1 (low) to 7 (high). The rating reflects how much the value of the fund's assets goes up and down. A higher risk generally means higher potential returns over time, but more ups and downs along the way.

To help you clarify your own attitude to risk, you can seek financial advice or work out your risk profile at <https://sorted.org.nz/>.

Note that even the lowest category does not mean a risk-free investment, and there are other risks that are not captured by this rating.

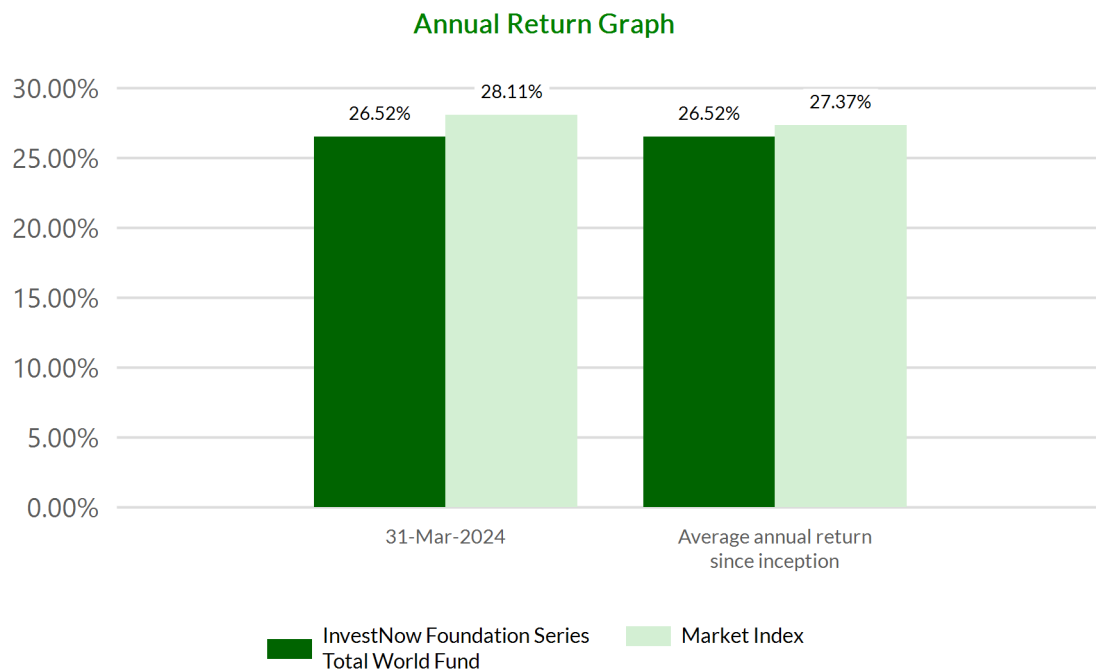
This risk indicator is not a guarantee of a fund's future performance. The risk indicator is based on the returns data for 5 years to 31 March 2024. While risk indicators are usually relatively stable, they do shift from time to time. The risk indicator will continue to be updated in future fund updates.

See the product disclosure statement (PDS) for more information about the risks associated with investing in this fund.

How has the fund performed?

	Past year
Annual return (after deductions for charges and tax)	26.52%
Annual return (after deductions for charges but before tax)	28.30%
Market index annual return (reflects no deduction for charges and tax)	28.11%

The market index return is the Morningstar Global All Cap Target Market Exposure NR NZD Index. This has been the market index since the inception of the fund. Additional information about the market index is available on the offer register at <https://disclose-register.companiesoffice.govt.nz>.



This shows the return after fund charges and tax for each year ending 31 March since the fund started. The last bar shows the average annual return since the fund started, up to 31 March 2024.

Important: This does not tell you how the fund will perform in the future.

Returns in this update are after tax at the highest prescribed investor rate (PIR) of tax for an individual New Zealand resident. Your tax may be lower.

What fees are investors charged?

Investors in the InvestNow Foundation Series Total World Fund are charged fund charges which are:

	% of net asset value (including GST)
Total fund chargesⁱⁱ	0.07%
Which are made up of:	
Total manager and administration charges	0.07%
Including:	
Manager's basic fee	0.07%
Other management and administration charges	0.00%

The charges outlined above represent the fees charged within the underlying ETFs (external management fees) that the underlying fund invests into and have been estimated based on information in the underlying ETFs' disclosure documents. Note that the fees within the underlying ETFs are not tax deductible. Investors are charged each time they make a contribution to (buy transaction fee) or withdrawal from (sell transaction fee) the underlying fund. These fees are charged to cover the costs of the underlying brokerage, foreign currency exchange, transaction costs and investment management service fees associated with investing in the underlying investments. The underlying fund's current buy and sell transaction fees are 0.50%.

Investors may also be charged individual action fees for specific actions or decisions (for example, for withdrawing from or switching funds). See the PDS for the InvestNow KiwiSaver Scheme FS Core Equity Funds on the offer register at <https://disclose-register.companiesoffice.govt.nz> for more information about those fees.

Example of how this applies to an investor


Small differences in fees and charges can have a big impact on your investment over the long term.

Anthony had \$10,000 in the fund at the start of the year and did not make any further contributions. At the end of the year, Anthony received a return after fund charges were deducted of \$2,830 (that is 28.30% of his initial \$10,000). This gives Anthony a total return after tax of \$2,652 for the period.


What does the fund invest in?

This shows the types of assets that the fund invests in.

Actual Investment Mix



Target Asset Mix



Top 10 investments ⁱⁱⁱ

	Name	% of Fund net assets	Type	Country	Credit Rating
1	Vanguard Total World Stock Index ETF	100.00%	International equities	US	N/A
2	IB Margin (Foundation)	0.70%	Cash and cash equivalents	NZ	AA-

The top 10 investments make up 100.70% of the net asset value of the fund.

Key Personnel

Name	Current position	Time in current position	Previous or other current position	Time in previous or other current position
Mike Heath	Investment Committee Member	4 Years 0 Months	General Manager, InvestNow	6 Years 0 Months
Anthony Edmonds	Investment Committee Member	4 Years 0 Months	Director, FundRock NZ and InvestNow	13 Years 4 Months
Anthony Sowerby	Investment Committee Member	4 Years 0 Months	Head of Investment Management Oversight, FundRock NZ	2 Years 6 Months
Jason Choy	Investment Committee Member	1 Years 8 Months	Senior Portfolio Manager, FundRock NZ and InvestNow	1 Years 10 Months

Further information

You can also obtain this information, the PDS for the InvestNow KiwiSaver Scheme FS Core Equity Funds, and some additional information from the offer register at <https://disclose-register.companiesoffice.govt.nz>.

Notes

- A combination of actual fund returns and market index returns have been used to determine the risk indicator as the fund has not been operating for the required five years. The risk indicator may therefore provide a less reliable indicator of the fund's future volatility. Market index returns have been used until March 2023 and fund returns thereafter.
- As the InvestNow Foundation Series Total World Fund only started accepting contributions on 17 February 2023 historical fee information is not available. The fund charges represent our best estimates of the fees and expenses that will be charged to the fund. These have been estimated using information provided by the underlying fund manager and by reference to the underlying fund's disclosure documents.
- The top 10 assets add up to more than 100% of NAV as the fund also has liabilities which offsets these assets.